

Speech and Language Home Practice

5K-2<sup>nd</sup> Language Students

Dear Parent(s):

During this time while students are out of school, it is important to keep up their current speech and language skills. Please spend 15-30 minutes daily working with your student.

One of the best ways to support your students' language learning is to make sure there is time for them to talk with adults, and peers. Try to limit the amount of screen time and set aside time for you to play and read with your students. These are great opportunities to model good language skills.

- Mommyspeechtherapy.com
- Speechandlanguagekids.com
- Teacherspayteachers.com (search "free speech therapy")

The above resources are a good place to start if you would like additional language resources.

While working on their language, students can:

- I can demonstrate understanding of age appropriate vocabulary and words.
- I can use my vocabulary words in sentences and conversation.

If you have any questions or concerns about the materials provided, different ways you can support your students' language, or need any more materials please feel free to contact me at [devon.whitt@richlandone.org](mailto:devon.whitt@richlandone.org). Office hours will be from 9:00-11:30 am and 1:00-2:30pm.

Additional resources will also be provided on the school E Learning website.

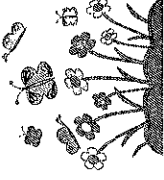
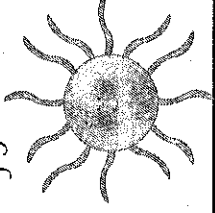
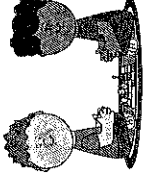

I hope your family stays safe and healthy during this time,



Devon Whitt, MSP CCC-SLP


Speech Language Pathologist

# HOME PRACTICE - Language Level 2

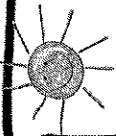
Monday	Tuesday	Wednesday	Thursday	Friday	Saturday Sunday
<p>Synonyms are words that mean the same</p> <p>What are synonyms for these words?</p> <ul style="list-style-type: none"> <li>• Difficult</li> <li>• Filthy</li> <li>• Correct</li> </ul>	<p>What do these sentences mean?</p> <ul style="list-style-type: none"> <li>• You crack me up.</li> <li>• Don't spill the beans.</li> <li>• I'm Feeling blue</li> <li>• I have cold feet.</li> </ul>	<p>The elevator in the hospital is broken.</p> <ul style="list-style-type: none"> <li>• What is the problem?</li> <li>• Why is it a problem?</li> <li>• What is a solution?</li> </ul>	<p>How are these objects alike/different?</p> <p>Strawberry - Blueberry Washer - Dryer Surfboard - Snowboard</p>	<p>Put these words in the correct order to make a sentence.</p> <ul style="list-style-type: none"> <li>• store the went I to.</li> <li>• the flower plant garden the in.</li> </ul>	<p>Enjoy the weekend!</p> 
<p>Homonyms are words that are spelled the same with different meanings. Give 2 meanings for these words.</p> <ul style="list-style-type: none"> <li>• Bat</li> <li>• Trunk</li> <li>• cold</li> </ul>	<p>Make up a story using these elements.</p> <p>DRAGON CAVE MAGIC BEANS</p>	<p>Use these conjunctions in a complete sentence.</p> <ul style="list-style-type: none"> <li>• because</li> <li>• although</li> <li>• therefore</li> </ul>	<p>Predict what will happen next?</p> <ul style="list-style-type: none"> <li>• Dad's alarm clock didn't go off.</li> <li>• Your cat is sick.</li> </ul>	<p>Change the verbs in these sentence to past tense.</p> <ul style="list-style-type: none"> <li>• My cousin goes to camp</li> <li>• The ship is sinking.</li> <li>• The show begins in 5 minutes.</li> </ul>	<p>Enjoy the weekend!</p> 
<p>Homophones are words that sound the same but spelled differently. Give 2 meanings for these words.</p> <ul style="list-style-type: none"> <li>• Blue - Blew</li> <li>• See - Sea</li> <li>• Flower - Flour</li> </ul>	<p>What do these sentences mean?</p> <ul style="list-style-type: none"> <li>• Hold your horses</li> <li>• It's raining cats and dogs.</li> <li>• It's time to hit the road.</li> <li>• Zip your lip</li> </ul>	<p>You were invited to a birthday party and you can't find the invitation.</p> <ul style="list-style-type: none"> <li>• What is the problem?</li> <li>• Why is it a problem?</li> <li>• What is a solution?</li> </ul>	<p>How are these objects alike/different?</p> <p>Hamburger - Hotdog Oven - Microwave Bee - bird</p>	<p>Put these words in the correct order to make a sentence.</p> <ul style="list-style-type: none"> <li>• time go to it is.</li> <li>• Saturday tomorrow is.</li> </ul>	<p>Enjoy the weekend!</p> 
<p>A prefix is added to the beginning of words to change meaning. What are the prefixes in these sentence?</p> <ul style="list-style-type: none"> <li>• Help me untie my shoe.</li> <li>• Keira got a new tricycle.</li> </ul>	<p>Make up a story using these elements.</p> <p>FRIENDS LOST DOG THE PARK</p>	<p>Use these prepositional phrases in a complete sentence.</p> <ul style="list-style-type: none"> <li>• by the door</li> <li>• under your bed</li> <li>• on the front porch</li> </ul>	<p>Predict what will happen next?</p> <ul style="list-style-type: none"> <li>• Mom forgot that she put cookies in the oven.</li> <li>• You forgot to put on sunscreen.</li> </ul>	<p>Change the verbs in the sentence to past tense.</p> <ul style="list-style-type: none"> <li>• The fan blows cool air.</li> <li>• Josh throws the ball.</li> <li>• Grace takes a nap.</li> </ul>	<p>Enjoy the weekend!</p> 

## Language

A little practice everyday helps your communication skills stay!



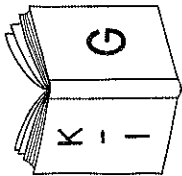
Practice 3-4 times weekly to help maintain your speech skills!



# Language Calendar

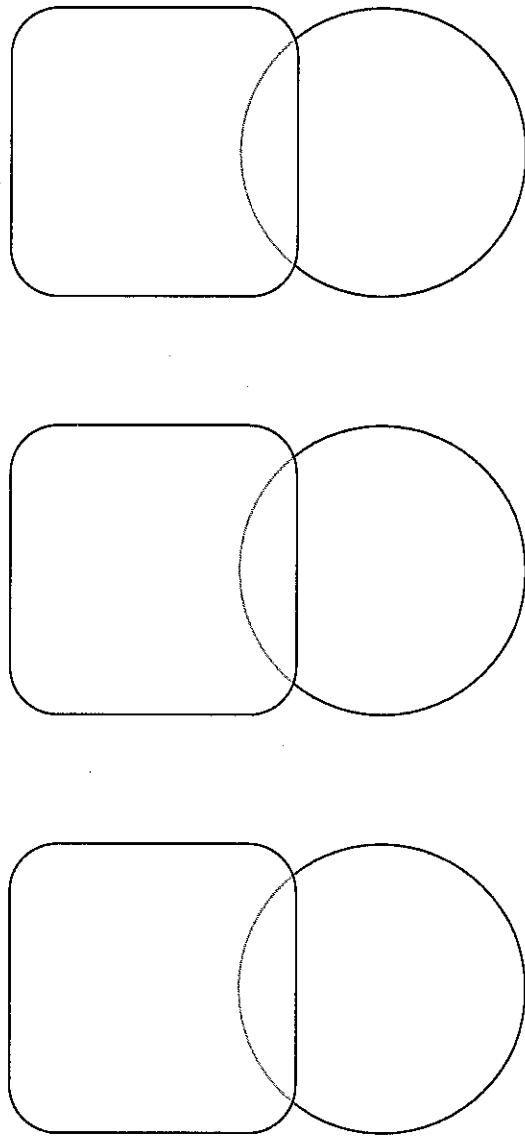
Sun	Mon	Tue	Wed	Thur	Fri	Sat
Tip: Model good sentences	Say five things you do to celebrate a holiday	List 5 things in your toy box	Name 5 things in a category at the grocery store	Tell one thing you did today	Color a picture then describe it	Word of the Day! Pick a word and use it throughout the day
Tip: Listen to what your child has to say	Ready and story and say what you liked	Name 3 things in your bedroom	Act out in order: Jump, hop, wink... Create your own	Have your child tell you the steps to make dinner	Read directions on a cake mix box, then follow the steps to make it	Word of the Day! Pick a word and use it throughout the day
Tip: Name things you see when in the car	Take a walk outside, what do you see	Share part of your day at dinner	Name three things you like about summer	Learn a riddle or rhyme	List 5 things in the refrigerator	Word of the Day! Pick a word and use it throughout the day
Tip: Make up a joke	Play 20 questions	List 3 things you find in the bathroom	Learn a new song	Name all the people you can in a minute	List 3 animal at the zoo	Word of the Day! Pick a word and use it throughout the day
Tip: Ask questions to promote carryover	Name two things you had for lunch	List your favorite foods	Talk about the steps to make a pizza	Make a collage of pictures in a category	Make/write a story	Word of the Day! Pick a word and use it throughout the day

# PREPOSITIONS

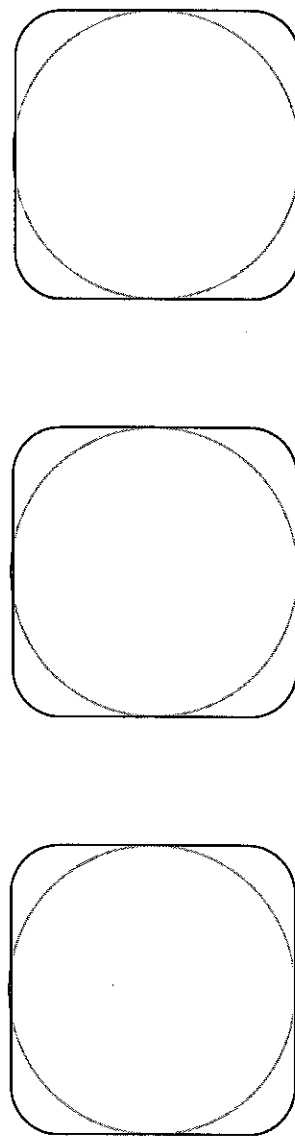
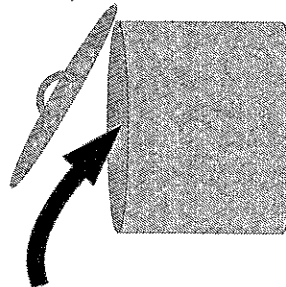


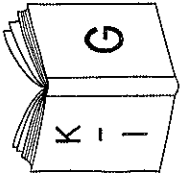
Instructions: Look at the story and find things that are **in** or **under**.

The \_\_\_\_\_ is under the \_\_\_\_\_



The \_\_\_\_\_ is in the \_\_\_\_\_

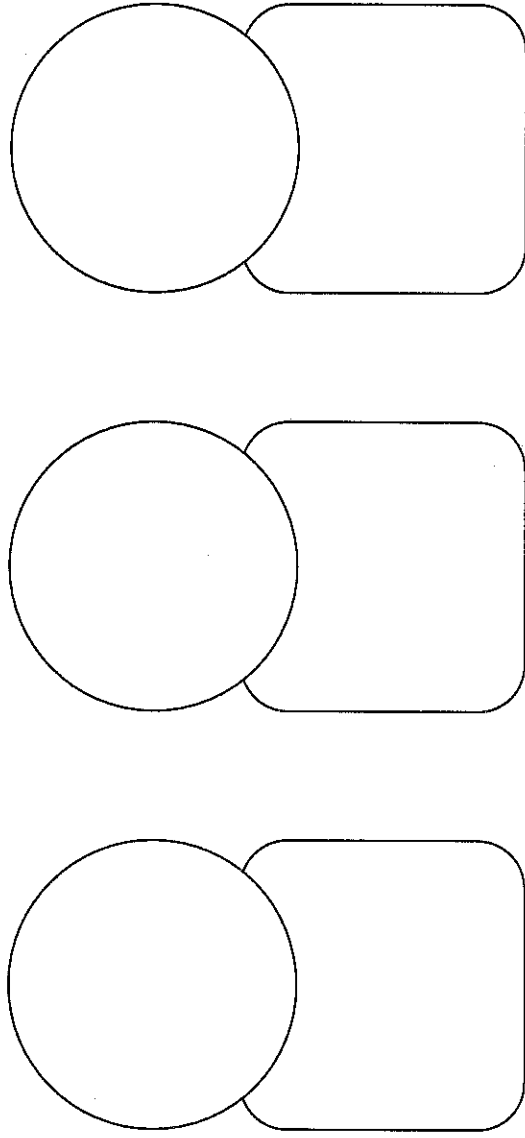





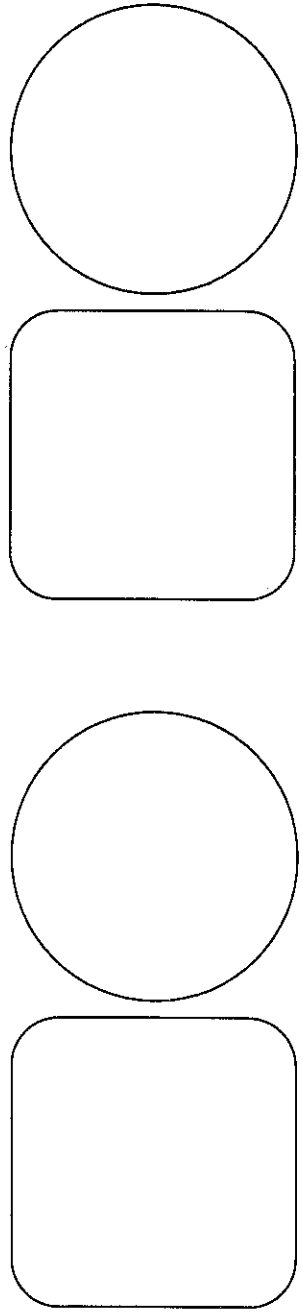

# PREPOSITIONS

Instructions: Look at the story and find things that are on or off.

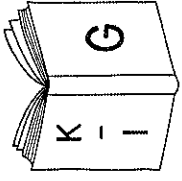
The \_\_\_\_\_ is on the \_\_\_\_\_.



The \_\_\_\_\_ is off the \_\_\_\_\_.


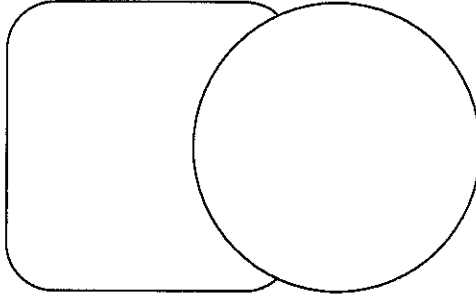
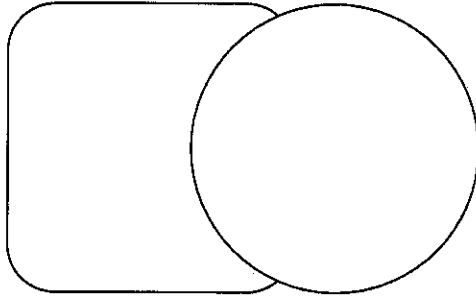
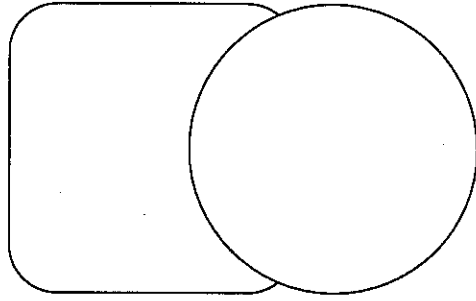


# PREPOSITIONS

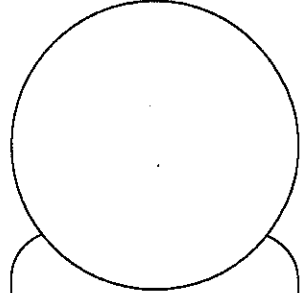

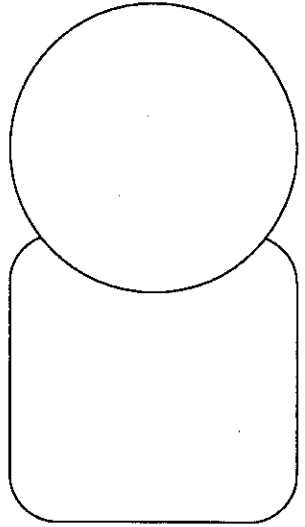


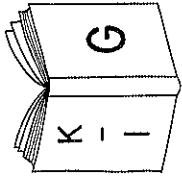
Instructions: Look at the story and find things that are in front or next to.

The \_\_\_\_\_ is in front of the \_\_\_\_\_



The \_\_\_\_\_ is next to the \_\_\_\_\_





# PLURAL NOUNS

Instructions: Fill in the boxes. Write the singular noun on the left and the plural noun on the right.

I found one...

He found two...

I found one...

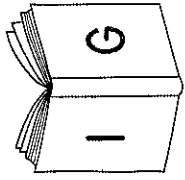
She found two...

I found one...

He found two...

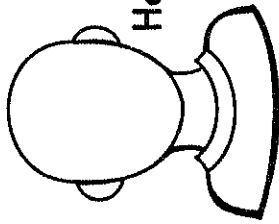
I found one...

She found two...

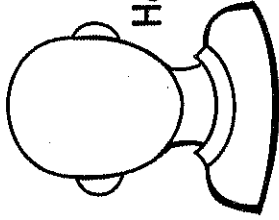


# PRONOUNS

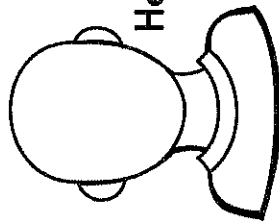
Instructions: Write a sentence about a character in the story. Be sure to use the correct pronoun!



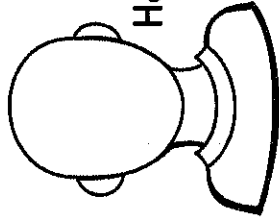
He / She / They -----



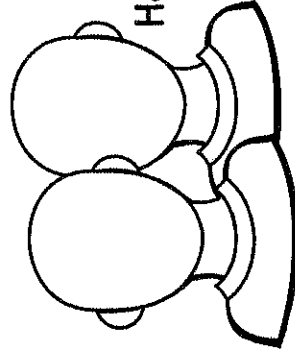
He / She / They -----



He / She / They -----



He / She / They -----

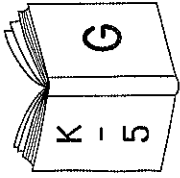





He / She / They -----




# VERB TENSES

Instructions: Fill in each box with the correct verb.



 Past	 Present	 Future



# CREATE A SENTENCE

Instructions: Write a sentence by filling in the boxes.

	Adjective <i>(Describe the noun.)</i>	Noun <i>(Person, place, or thing)</i>	Verb <i>(What is the action?)</i>
The			
The			
The			