




<b>Domain</b>		<b>Lesson Title</b>		
ELA		Reading Skills: Asking Question, Main Topic		
<b>Objective(s):</b>				
<ul style="list-style-type: none"> <li>• I can ask questions to the story read</li> <li>• I can identify the main topic</li> <li>• I can recall details such as characters from the story</li> </ul>				
<b>Learning Standard:</b>				
MC.5.1 With guidance and support, ask and answer who, what, when, where, why, and how questions about a text; refer to key details to make inferences and draw conclusions in texts heard or read.				
<b>Learning Activities:</b>				
<i>Children will need the support of an adult or older student to complete these lessons, unless they can read independently.</i>				
Day 1				
<b>Lesson</b>	<b>Resource</b>	<b>Instructions</b>	<b>Answer Key</b>	<b>Page(s)</b>
1	Ready Reading Skill Overview: Identifying Characters i-Ready Passage: "How the Camel Got His Hump" 	<ul style="list-style-type: none"> <li>• Read Identifying Characters together.</li> <li>• Next, read "How the Camel Got His Hump."</li> <li>• Then, guide the child to choose the correct answer to each question.</li> </ul>	Question 1: b Question 2: c Question 3: a Question 4: c Question 5: b Question 6: a	<b>7-17</b>


## Day 2

2	<p>Ready Reading Skill Overview: Identifying Characters</p> <p>i-Ready Passage: "How the Rhinoceros Got His Skin"</p> 	<ul style="list-style-type: none"> <li>• Review Identifying Characters together.</li> <li>• Next, read "How the Rhinoceros Got His Skin."</li> <li>• Then, guide the child to choose the correct answer to each question.</li> </ul>	<p>Question 1: c Question 2: b Question 3: a Question 4: c Question 5: b Question 6: c Question 7: a Question 8: a</p>	<p><b>7, 18-28</b></p>
---	---	--	--	----------------------------

## Day 3

3	<p>Ready Reading Skill Overview: Main Topic</p> <p>i-Ready Passage: "Birds Build Big"</p> 	<ul style="list-style-type: none"> <li>• Read Main Topic together.</li> <li>• Next, read "Birds Build Big."</li> <li>• Then, guide the child to choose the correct answer to each question.</li> </ul>	<p>Question 1: c Question 2: b Question 3: b Question 4: a Question 5: c Question 6: c</p>	<p><b>29-37</b></p>
---	---	--	--	---------------------

## Day 4

4	<p>Ready Reading Skill Overview: Main Topic</p> <p>i-Ready Passage: "Ant City"</p> 	<ul style="list-style-type: none"> <li>• Review Main Topic together.</li> <li>• Next, read "Ant City."</li> <li>• Then, guide the child to choose the correct answer to each question.</li> </ul>	<p>Question 1: b Question 2: c Question 3: b Question 4: b Question 5: b Question 6: b Question 7: b Question 8: c</p>	<p><b>29, 38-46</b></p>
---	--	---	--	-----------------------------

Day 5

\*\*\*Please use this day to choose a story of interest to the children to reread and develop fluency and focus on learning unfamiliar words.

**Learning Link(s)**

**Due Date:**

- *Activity per day are printed out and included in the packet provided but online resource/s can be accessed through this link below*

<https://capubstore.blob.core.windows.net/athomepdfs/iready-at-home-activity-packets-student-ela-grade-K-2020.pdf>