

TIGER UPDATES

January 22, 2021

Getting Started with Microsoft Teams: for Parents and Guardians



Microsoft Teams for Education brings conversations, content, assignments and video meetings together in a secure learning experience. With Teams, parents and guardians can help their students connect with their teachers and learn from anywhere. Use the information below to connect your student to their virtual classroom **quickly!**

Get Started

- 1 Set up a learning environment**
To join an online class or video meeting in Teams and access Teams chats, files, and assignments from home, your student will need a computer, tablet or smartphone.

If you can, try to **set up a space free of distractions and background noise.**



- 2 Open Microsoft Teams**
You can use Teams from most web browsers or by downloading the app.

To **download the Teams app** on mobile or desktop, visit aka.ms/getteams.

To use Teams on a browser, visit office.com and **click on the Teams icon**, or visit teams.microsoft.com.

- 3 Sign In**
Your student can sign in with their school email and password.

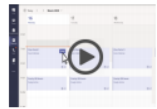
Watch the [Sign in Video](#) for a walk-through.

Note: Don't see your student's class teams?

Their teacher may have invited them via a [join code](#) or a [direct link](#) (check your email).

How-to videos for learning at home

- 4 Join scheduled class meetings** for class, review sessions, or school activities either in the app or via a link from the teacher.



[Join a Meeting](#)

- 5 Quickly connect your student with their classes, teachers and friends** using video chat, audio calls, and chat from either mobile or desktop.



[Connect with Classes](#)


- 6 Help your student organize their schoolwork** by managing their files, class notes, and assignments.



[Organize Schoolwork](#)

Teams tips and tricks for student success

- 7 Use background blur** or a custom image to help conceal your child or student's surroundings during an online classes.

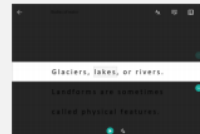


(only available on PC, Mac, and iOS)

- 8 Optimize for low bandwidth** networks by syncing files to your computer and mobile device and following these other best practices.



- 9 Launch Immersive Reader**, to enable read aloud, parts of speech, picture dictionary and other tools to help your student improve their reading



More resources:

[REMOTE LEARNING FOR PARENTS](#) | [REMOTE LEARNING FOR STUDENTS](#) | [TEAMS ETIQUETTE FOR STUDENTS](#) | [FAMILY LEARNING CENTER](#)

Rising 9th Grade Conferences

Rising 9th grade high school conferences begin February 9 - 12, 2021 for all current 8th grade traditional and Career Magnet students. A. C. Flora High School zoned conferences are pending; however, no date has been set as of yet. We do not have a response from any other high schools but will keep you posted.

Parents of students who are not passing 8th grade core courses (ELA, math, science, and SS) by January 26, 2021 because of grades or attendance must have an 8th grade retention conference to develop a promotion plan prior to registering for high school.



SANDERS VS CRAYTON (BOYS) 9:00 AM

Richland One Middle school basketball teams will have makeup games on Saturday, January 23rd at Columbia High School. You can view the games on the below youtube address.

https://www.youtube.com/channel/UCYojPZ31_d0u0Gi4XTT_RNog

ORCHESTRA FOR SECOND SEMESTER

Chorus ends for the 2nd semester and orchestra will begin. More information is forth coming regarding instruments and textbooks. If you are interestested in taking orchestra, please email our guidance secretary, Mrs. Green at annestacia.green@richlandone.org.

VIRTUAL JOB SHADOWING

Richland One's District-Wide Job Shadowing Day is Friday, February 5th. Please check our web page for information so you can be excused from class to participate in this exciting day.