


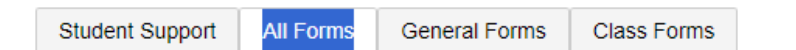
1. Once logged into your Parent Portal account, click on **Forms**, under the **Navigation** menu.



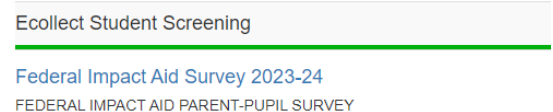
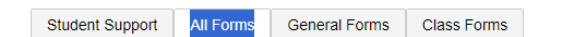
- If accessing your PowerSchool Parent Portal through a browser on a mobile device, you may need to click on vertical arrow for this menu to pop out. Located in the top left corner below the student's name.



2. Click on **All Forms** tab.



3. Once the **All Forms** tab is selected, the **Federal Impact Aid Survey 2023-24** will appear. This is what needs to be completed.



**NOTE: These functionalities may not work properly using the PowerSchool mobile app.**