



Sped.






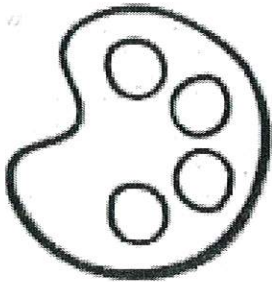

Happy

1000



days of

school

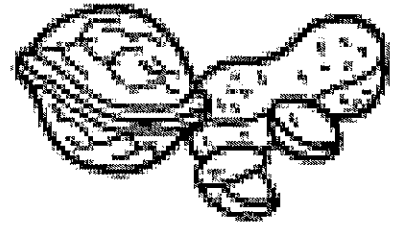


Name: \_\_\_\_\_

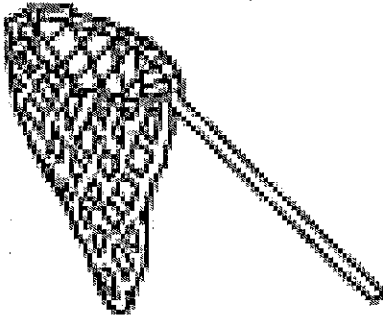
Letter n

N

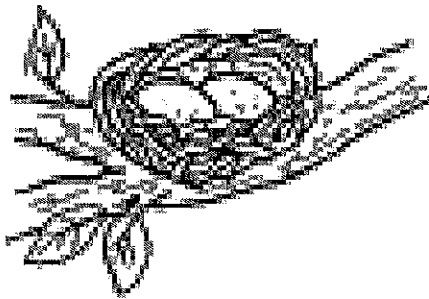
n




nuts




net



nest




news



nurse

9

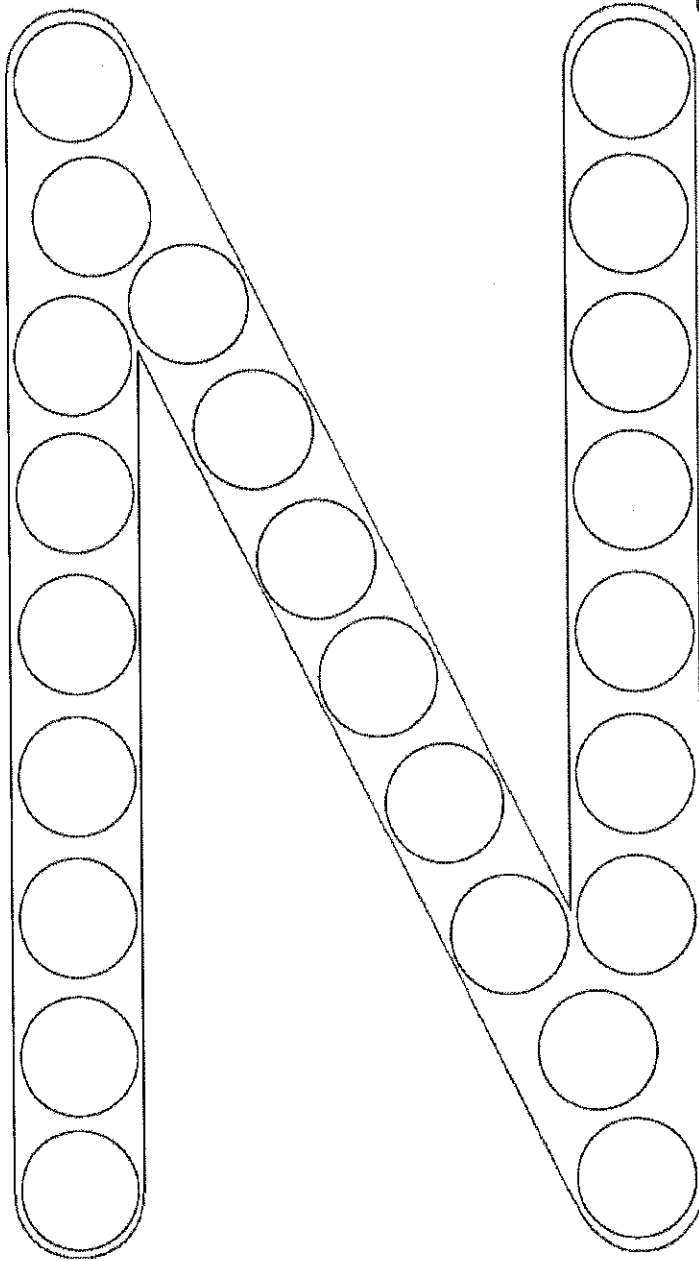
nine








nail

# Pom-Pom Letter Tracing

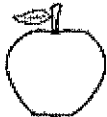












Trace the letter by placing pom-poms, buttons or pebbles on the circles.



Color the objects that begin with letter N.



Name: \_\_\_\_\_

A a 	A A A a a a
B b 	B B B b b b
C c 	C C C c c c
D d 	D D D d d d
E e 	E E E e e e
F f 	F F F f f f
G g 	G G G g g g
H h 	H H H h h h
I i 	I I I i i i
J j 	J J J j j j
K k 	K K K k k k
L l 	L L L l l l
M m 	M M M m m m

## Order of Letters - Lowercase

### Kindergarten Alphabet Worksheet

Fill in the missing letters in each line!

a	b	c	_____	_____	f
---	---	---	-------	-------	---


j	k	l	m	_____	_____
---	---	---	---	-------	-------

r	s	_____	_____	v	w
---	---	-------	-------	---	---

e	_____	g	h	_____	j
---	-------	---	---	-------	---

l	m	_____	o	_____	q
---	---	-------	---	-------	---

t	u	v	_____	_____	y
---	---	---	-------	-------	---



Read to Me

Name \_\_\_\_\_

# Sight Words Find

Directions: Choose a color for each sight word. Find and color each one. Then count and write how many you found. Circle the word you found the most of.

is my of to the is my is  
the of to is to to the  
of to is to are of are the  
the to the is the is  
to of my is are  
are my of my the  
the of is of to my the  
of my to are

the

of





my

is

are

to

# Tracing Practice





## Great or Less Than Worksheet

Count the number of pieces of fruit in each of the boxes below. Then circle the greater than > or less than < symbol to make each statement correct. Remember the symbol points to the number that is less.

3 apples > 2 apples  
3 apples < 2 apples

2 kiwis > 4 kiwis  
2 kiwis < 4 kiwis

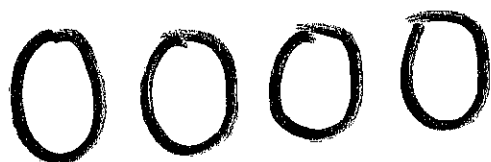
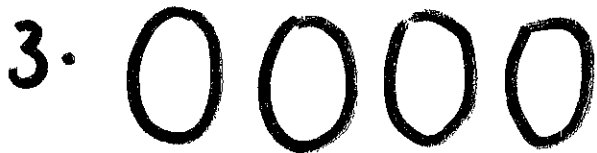
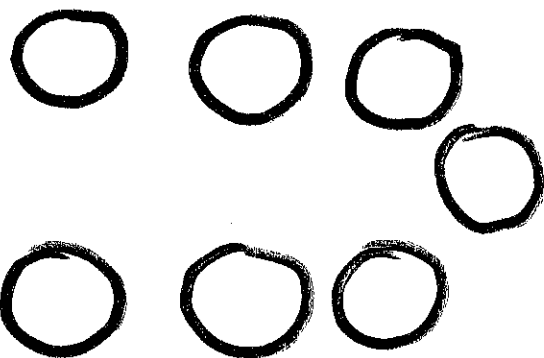


5 grapes > 4 grapes  
5 grapes < 4 grapes

1 apple > 3 apples  
1 apple < 3 apples

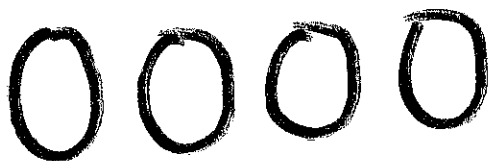



6 kiwis > 8 kiwis  
6 kiwis < 8 kiwis

12 grapes > 10 grapes  
12 grapes < 10 grapes

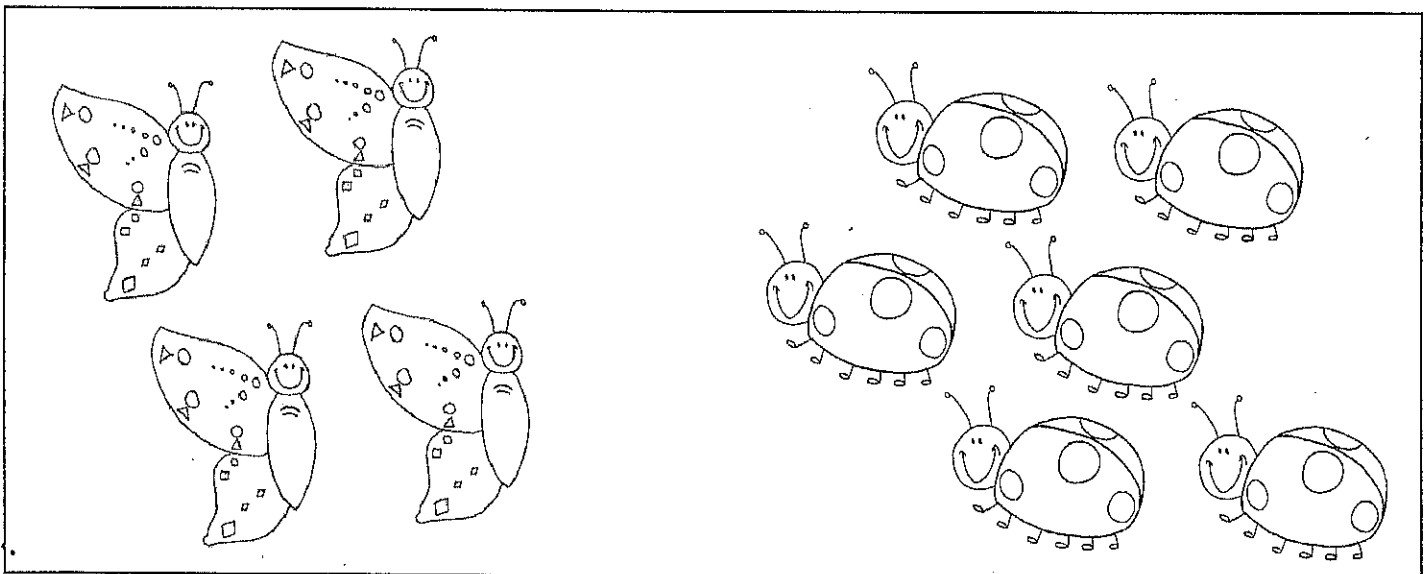


Put Greater than or Less than?



Put Greater than or Less than?





Color the groups that have more.



Shantel picks flowers. How many flowers does Shantel pick?

Shantel





20

4

17

Drew has pine cones. How many pine cones does Drew have?

Drew



15

13

11

Color, Trace, and Write the Number!

Color the Number

36 thirty-six

Trace the Number

Write the Number

