


STUDENT LOGIN INSTRUCTIONS FOR STAR TESTING

Students should always power off their Richland One laptop to clear the computer's cache. This will allow for an optimal digital test environment. The operating system for student laptops is Windows 10.

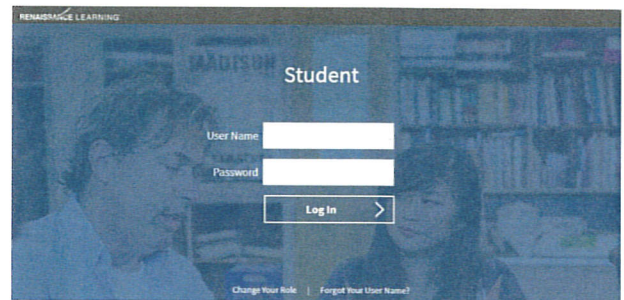
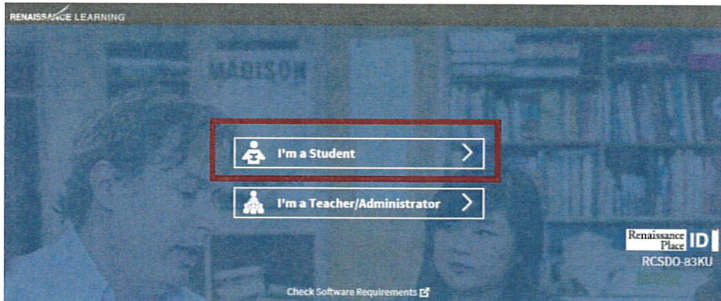
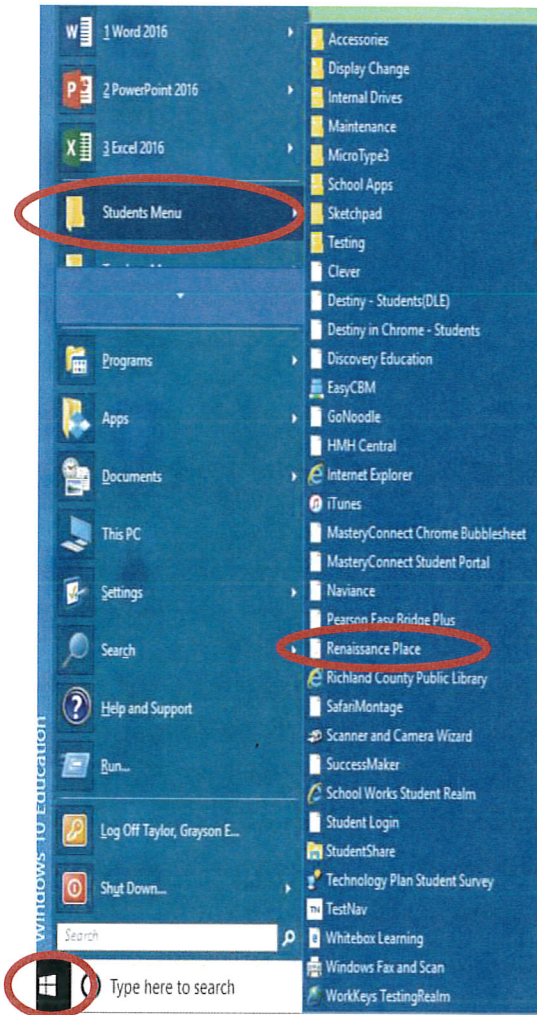
- (1) Power your computer completely off, turn it on and then log in.
- (2) Open **Renaissance Place** using one of the below options.

Option 1: Open the Start Menu , select All Programs, and then select **Students Menu**. Next, locate and open the Renaissance Place icon (*Preferred Method*).

Option 2: Open Google Chrome and then navigate to

<https://hosted20.renlearn.com/44498/>

- (3) Select "**I'm a Student**".
- (4) Enter your User Name and Password, and then select **Log In**. Your username is your 5-digit District ID (i.e., 78912), and your password is **123**. *Ask your teacher for assistance if you need help logging in.*
- (5) Once logged in, wait for instructions from your teacher before beginning a test.



RENAISSANCE
Star Reading

RENAISSANCE
Star Math

RENAISSANCE
Star Early Literacy