

eLearning Day 2 Visual Art Packet – Grade 1 – 2019-2020

Please complete the activity below with your child on the eLearning Day. Have your child complete the activity at home to count as attendance for the day we would have spent at school.

Child's Name: _____ **Teacher: Ms. Aimée Wieler**

Grade 1 Visual Arts Activity: Use the attached grid to draw thumbnail sketches of objects that contain the basic shape found in the first column of the grid.

You can find
shapes in art and
math.

I Can Statements

- I can use basic shapes to create drawings.
- I can share and talk about my artwork.
- I can relate visual arts ideas to math.

thumbnail sketch: a small sketch

_____ **Activity 1: Creating Art** – People, places and things can be drawn using basic shapes. Complete the attached grid by drawing different objects in each box that contains the same basic shape as shown in the first column. Examples for each shape have been provided.

_____ **Activity 2: Presenting Art** – Share your artwork with an adult family member. Name and describe the shapes you used. What shapes do you know from math class? Pick out your favorite sketch and explain why it is your favorite. Pick out your least favorite sketch and explain why it is your least favorite.


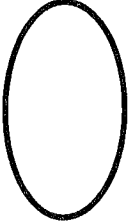
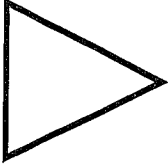


2017 South Carolina College and Career-Ready Standards for Visual Arts

Anchor Standard 1: I can use the elements and principles of art to create artwork.

Anchor Standard 3: I can improve and complete artistic work using the elements and principles.


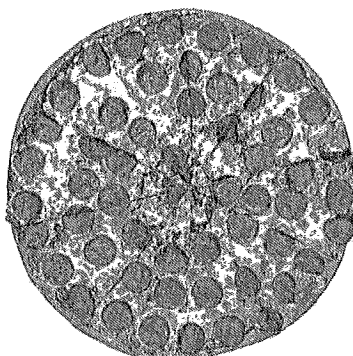





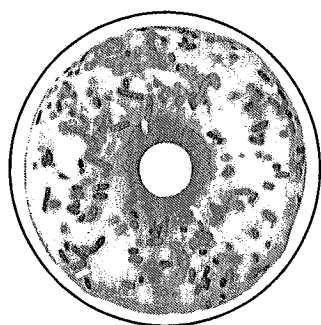
Benchmark VAPNL3: I can share and talk about my artwork.

Anchor Standard 7: I can relate visual arts ideas to other arts disciplines, content areas, and careers.

 <p>rectangle</p>	 <p>oval</p>	 <p>triangle</p>	 <p>square</p>	 <p>circle</p>

Supporting Document- eLearning Day 2 Visual Art Packet – Grade 1

Consider the following items and identify their basic shape. A “contour line” is the line that surrounds the outside an object and often reflects a shape. Review the pictures below, focusing only on the contour line. Next, identify the basic shape of the object. The first object (the donut) is provided as a sample. When I consider the shape of the donut, I am ignoring the shape of the sprinkles and looking only at the outside (contour) line, which represents a circle.



Parent Resources - eLearning Day 2 Visual Art Packet – Grades K - 5

- Students in Kindergarten – Grade 5 often practice design using architecture blocks. The blocks used in art class mimic the same “Froebel blocks” that inspired America’s most famous architect, Frank Lloyd Wright. Students can build on their knowledge of the famous architect by learning about 15 of his iconic structures and buildings.

<https://www.youtube.com/watch?v=qLbSkYOGoeQ>

Additional architecture resources include:

https://www.youtube.com/watch?v=zvewCudtFZs&list=PLKbyNJSa_xsxQVU9CH0MDv18GbY8UCSY5&index=2

https://www.youtube.com/watch?v=ZT56OgvPv-A&list=PLKbyNJSa_xsxQVU9CH0MDv18GbY8UCSY5&index=5

- Virtual Museums- Students in Grades K-5 can extend their learning about art by participating in a virtual art museum tour at one or more of the following websites:

National Gallery of Art, Washington, D.C. <https://www.nga.gov/>

Musee Orsay, Paris, France <https://m.musee-orsay.fr/en/home.html>

J. Paul Getty Museum, Los Angeles, CA <https://www.getty.edu/museum/>

Georgia O’Keeffe Museum, Santa Fe, NM <https://www.okeeffemuseum.org/>