

## Related Arts Weekly eUpdates 5.4.20

**Greetings Caughman Road Elementary School Students and Families!** Please know how much all of the related arts teachers miss everyone our students! We would like nothing more than to be back with each of you at Caughman Road. Until we can, we recommend that you continue to participate in the related arts-centered learning activities that we have put together for you in this document. (As usual, related arts teachers will maintain office hours this week Monday through Friday from 9AM-11AM and 1PM-3PM. Don't hesitate to contact us with any questions you may have about the learning material, or just to send a shout-out of "Hello!") Take care, keep working hard, and have fun!

Best regards,

The Related Arts Team

Dance (Contact: Mrs. Slater-Warren, [sabrina.slater-warre@richlandone.org](mailto:sabrina.slater-warre@richlandone.org))

Continue practicing the following dances that were introduced last week.

- Kinder - 1st grade: <https://artsedge.kennedy-center.org/educators/how-to/tipsheets/early-elementary-social-dance#Overview>
- Grades 2- 5: Hip-Hop Moves <https://youtu.be/ujREEgxEP7g>
- Grades K- 5: Frozen Dance <https://youtu.be/iG6rxoVWRoQ>
- Grades K- 5: Troll Dance <https://youtu.be/wCopCD0XYu8>

Music (Contact: Mrs. McElderry, [dorothy.mcelandone.org](mailto:dorothy.mcelandone.org))

Dear Parents and Students,

I hope you are staying healthy and doing well! I miss you and look forward to making music together soon! There are several activities listed below, please have fun and explore and create music!

I would like to encourage you to explore the many free concerts that are being streamed virtually, but please ask an adult to help you with this. I understand that working from home can be challenging! If you have any questions or if I can assist you, please contact me.

Sincerely,

Mrs. McElderry

Music Standards Addressed: (just for your own information, you don't need to do anything)

Anchor Standard 1: I can arrange and compose music

Anchor Standard 2: I can improvise music

Anchor Standard 3: I can sing alone and with others

Anchor Standard 4: I can play instruments alone and with others

Anchor Standard 6: I can respond to musical ideas as a performer and listener

Anchor Standard 7: I can evaluate music

Anchor Standard 8: I can examine music from a variety of stylistic and historical periods and cultures.

Anchor Standard 9: I can relate music to other arts disciplines, other subjects, and career paths.

- Grades K-2 (May 1 - May 18):

In Honor of Spirit Week at Caughman Road Elementary! Nachos!!!

- These are kind of like nachos but "only" a little bigger! LOL 😊

It's Raining Tacos Animated Song:

- This song is a lot of fun!

- What is your favorite food? Do you like Tacos? I do!!!  
[https://www.schooltube.com/media/Raining+Tacos+-+Parry+Gripp+%26+BooneBum/1\\_6nghacbs/162470511](https://www.schooltube.com/media/Raining+Tacos+-+Parry+Gripp+%26+BooneBum/1_6nghacbs/162470511)

Bim Bum – A Clapping Game Song!

- Good luck with this song!! I have done this song a lot!!!

- My daughter loves this song too! She's a lot better at it than me! Practice it and see how well you can do it!

- We will do this song next year and have a competition to see who can do it the best!!! 😊

[https://www.schooltube.com/media/Bim+Bum+~+A+Clapping+Game+Song/1\\_prdpr52w/162470511](https://www.schooltube.com/media/Bim+Bum+~+A+Clapping+Game+Song/1_prdpr52w/162470511)

If you do not have technology:

- Find any object that you can create Ta, TiTi and Shh

- Create 4 Beat Patterns using those music symbols.

- You will have 4 notes in each part.

- Ex. Ta Ta TiTi Shh Ex. Ta Ta Ta Shh

- You can use forks, bowls, pine straw, paper and pencil.... Be creative!!

- Have fun!!

- Take pictures of your work and send them to me at [Dorothy.mcelderry@richlandone.org](mailto:Dorothy.mcelderry@richlandone.org) 😊

- Grades 3-5 (May 1 - May 18):

Virtual Tours of National Music Museum

Choose at least 1 gallery to explore using the link below.

<http://collections.nmmusd.org/galleries.html>

After you've toured a gallery answer the following questions,

1. Which gallery did you take a virtual tour of today? \_\_\_\_\_

2. Which instrument did you find to be the most interesting? \_\_\_\_\_

Why? \_\_\_\_\_

In Honor of Spirit Week at Caughman Road Elementary! Nachos!!! These are kind of like nachos but “only” a little bigger! LOL 😊

- Follow along and see how well you can get the rhythms! Remember we say TiTi for eighth notes! She says it a little differently! J

- Use a box, bigger baking pot, chair, bigger container.

- Use pencils, sticks, something to hit the item that you are going to play! Have Fun!!!!

Box Percussion Activity!

“It’s Raining Tacos”

[https://www.schooltube.com/media/It%27s+Raining+Tacos+Box+Drumming+Routine/1\\_xx9dc8zy/162470511](https://www.schooltube.com/media/It%27s+Raining+Tacos+Box+Drumming+Routine/1_xx9dc8zy/162470511)

“It’s Raining Tacos”

Animated Song: [https://www.schooltube.com/media/Raining+Tacos+-+Parry+Gripp+%26+BooneBum/1\\_6nghacbs/162470511](https://www.schooltube.com/media/Raining+Tacos+-+Parry+Gripp+%26+BooneBum/1_6nghacbs/162470511)






Physical Education (Contacts: Coach Brown, [linda.brown2@richlandone.org](mailto:linda.brown2@richlandone.org), and Coach Ford, [jan.ford@richlandone.org](mailto:jan.ford@richlandone.org))

Following are activities for all students to do at home. Also, remember to eat healthy foods! Eat fruit, vegetables, and drink water. Stay healthy!

- Go for a 30 min walk with your family, be safe on your walk.
- 25-minute kids workout: <https://www.youtube.com/watch?v=dhCM0C6GnrY>
- 25-minute workout: <https://www.youtube.com/watch?v=skSbg1Gup8>
- Work on the Fitnessgram fitness test. We know you cannot do the pacer, however, you can jog in place, dance, or ride your bike. Anything to get your heartrate up and keep it there for at least 20 minutes. Also, do the following: push-ups, curl-ups (sit-ups), and sit & reach (sitting with legs straight and reaching for toes).

Spanish (Contact: Mr. Rodriguez, [yesid.rodriguez@richlandone.org](mailto:yesid.rodriguez@richlandone.org))

Over the next three weeks, complete the following activity choice boards.

- K-1st Grade:  [K - 1st Grade Choice Boards.docx](#)
- 2nd Grade:  [eLearning second grade - Choice Board.docx](#)
- 3rd Grade:  [eLearning Spanish 3rd Grade \(Unit 2\).docx](#)
- 4th Grade:  [4th Grade- CHOICE BOARD.docx](#)
- 5th Grade:  [eLearning Fifth Grade - Board Choice.docx](#)

Orchestra (Contact: Mrs. Hanlin, [dorothy.hanlin@richlandone.org](mailto:dorothy.hanlin@richlandone.org))

# Orchestra Activity Choice Board

Choose one activity each week. Color the square after you have done the activity.

You may email your work to me at [dorothy.hanlin@richlandone.org](mailto:dorothy.hanlin@richlandone.org).

<b>Explore</b>	<b>Listen</b>	<b>Create</b>
Explore a type of music that is new to you (check with your parents first). Talk about how it is different from what you normally listen to.	Listen to one of your favorite songs. What sounds make it important to you?	Create a new pattern for the Pepperoni Pizza song. You can use a pencil for a pretend bow if you don't have your instrument at home.
Explore one of your parents' favorite songs. Have them tell you why they like that song. Ask if it brings up any memories.	Listen to a song from the 1970's and a song from the 2000's. How are they different? How are they alike?	Create a picture while you listen to a song you enjoy. Draw what the music makes you feel.
Explore music in nature! Make a list of sounds that you hear as you take a walk or stand on your porch.	Listen to the music from a commercial. List the different instruments you hear. Is one seem more important than another?	Make a playlist that makes you feel happy. List your songs.
Explore your house for things that can be used to make music. These are called "found" instruments. Make a list of the ways they can be used organize sounds.	Listen to the music in your favorite game. Are there voices, instruments or both? How do they help tell the story of your game?	Create an album cover for your playlist.
Explore your favorite song for rhythm patterns that happen repeatedly. Talk about how they help make the song important to you.	Make a list of the places you hear music during the day. What kind of things do you hear in the music?	Using some "found" instruments in your house (ordinary things that you can use to create different sounds), create new rhythms or beats for some of your favorite music.

Visual Art (Contact: Ms. Wieler, [aimee.wieler@richlandone.org](mailto:aimee.wieler@richlandone.org))

To expand on last week's art lesson about self-portraits, and portraits in general, we'll explore artists who create abstract portraits (portraits of people that don't look real). First, explore the links below to investigate a variety of different examples of abstract portraits. Afterward, experiment with making an abstract portrait of your own.

### Paul Klee



“Senecio” (image left) was painted by Paul Klee in 1992. This artwork includes influences from several artistic cultures, including Africa in the way in which the old man's face is constructed. Klee used geometric shapes to create this portrait. Triangles and rectangles mingle together to form the facial features. Klee was a highly skilled and educated artist who took great care to understand the impact in art of combining shape, form and color. In Senecio, geometric shapes are used to give the impression of a man raising his eyebrow. In Senecio, triangles produce eyebrows for the old man, while squares build up his neck and cheeks. Yellows and whites are

again used to draw the eye to key points of the painting, while reddish browns are used to complete the background. The style used here strongly resembles a child-like approach but was in fact carefully planned down to the last detail of color and line. This seemingly simple arrangement of objects is typical of abstract art.

- **ExplorArt Klee** - <https://www.youtube.com/watch?v=OzZvrKqysvU>
- **Art with Mati and Dada – Paul Klee** - <https://www.youtube.com/watch?v=eqHJ9gDLkL8>

## Amedeo Modigliani

Amedeo Modigliani was a painter and sculptor. “Jacques and Berthe Lipchitz” (image bottom left) was painted by Modigliani in 1916. The artwork depicts Modigliani's friend, the sculptor Jacques and Berthe Lipchitz, standing next to his seated wife Berthe. Modigliani carved “Head of a Woman” out of limestone. He worked on this sculpture for two years, from 1910-1911. Modigliani is known for his abstract portraits in a modern style characterized by elongated (extra-long) faces and necks, simplified features, and eyes without pupils. Like Klee, Modigliani was inspired by the African art, especially African ceremonial masks.



- **Modigliani portraits of kids** - <https://www.youtube.com/watch?v=bkYrWYq-T68>
- **Art with Mati and Dada – Amedeo Modigliani** - [https://www.youtube.com/watch?v=pZ-\\_z0jKFos](https://www.youtube.com/watch?v=pZ-_z0jKFos)
- **Create your own Modigliani-style painting** - <https://www.youtube.com/watch?v=koWwUvsMn1k>