

eLearning Day 1 Visual Art Packet – Kindergarten – 2019-2020

Please complete the activity below with your child on the eLearning Day. Have your child complete the activity at home to count as attendance for the day we would have spent at school.

Child's Name: _____ **Teacher: Ms. Aimée Wieler**

Kindergarten Visual Arts Activity: Use some of the listed elements of art to create a picture of your home, room, and/or family that tells a story. Be sure to use the whole page for your drawing. Share and talk about your artwork with an adult at your home.

Elements of Art Line Color Shape
--

I Can Statements

- I can use some elements of art to communicate a story about a familiar place or object.
- I can share and talk about my artwork.

_____ **Activity 1: Creating Art** – Look around your home. Find a room or object that you like. Create a picture that includes the room or object. Uses lines, shapes, and/or color in your artwork. The picture should tell a story. It may also include your family members. You may create the picture using a media of your choice.

_____ **Activity 2: Presenting Art** – Share your artwork with an adult family member. Show and describe the shapes, lines, and/or colors that you used. Tell them about the story that your picture tells.

2017 South Carolina College and Career-Ready Standards for Visual Arts

Anchor Standard 1: I can use the elements and principles of art to create artwork.

Anchor Standard 3: I can improve and complete artistic work using the elements and principles.

Benchmark VAPNL3: I can share and talk about my artwork.

eLearning Day 2 Visual Art Packet – Kindergarten – 2019-2020

Please complete the activity below with your child on the eLearning Day. Have your child complete the activity at home to count as attendance for the day we would have spent at school.

Child's Name: _____ **Teacher: Ms. Aimée Wieler**

Kindergarten Visual Arts Activity: Use the attached grid to draw thumbnail sketches of objects that contain the basic shape found in the first column of the grid.

You can find
shapes in art and
math.

I Can Statements

thumbnail sketch: a small sketch

- I can use basic shapes to create drawings.
- I can share and talk about my artwork.
- I can relate visual arts ideas to math.

_____ **Activity 1: Creating Art** – People, places and things can be drawn using basic shapes. Complete the attached grid by drawing different objects in each box that contains the same basic shape as shown in the first column. Examples for each shape have been provided.

_____ **Activity 2: Presenting Art** – Share your artwork with an adult family member. Name and describe the shapes you used. What shapes do you know from math class? Pick out your favorite sketch and explain why it is your favorite. Pick out your least favorite sketch and explain why it is your least favorite.


2017 South Carolina College and Career-Ready Standards for Visual Arts

Anchor Standard 1: I can use the elements and principles of art to create artwork.


Anchor Standard 3: I can improve and complete artistic work using the elements and principles.

Benchmark VAPNL3: I can share and talk about my artwork.


Anchor Standard 7: I can relate visual arts ideas to other arts disciplines, content areas, and careers.



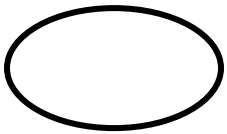
circle



square



triangle



oval



rectangle

eLearning Day 1 Visual Art Packet – Grade 1 – 2019-2020

Please complete the activity below with your child on the eLearning Day. Have your child complete the activity at home to count as attendance for the day we would have spent at school.

Child's Name: _____ **Teacher: Ms. Aimée Wieler**

Grade 1 Visual Arts Activity: Use some of the listed elements of art to create a picture of your home, room, and/or family that tells a story. Be sure to use the whole page for your drawing. Share and talk about your artwork with an adult at your home.

Elements of Art Line Color Shape
--

I Can Statements

- I can use some elements of art to communicate a story about a familiar place or object.
- I can share and talk about my artwork.

_____ **Activity 1: Creating Art** – Look around your home. Find a room or object that you like. Create a picture that includes the room or object. Uses lines, shapes, and/or color in your artwork. The picture should tell a story. It may also include your family members. You may create the picture using a media of your choice.

_____ **Activity 2: Presenting Art** – Share your artwork with an adult family member. Show and describe the shapes, lines, and/or colors that you used. Tell them about the story that your picture tells.

2017 South Carolina College and Career-Ready Standards for Visual Arts

Anchor Standard 1: I can use the elements and principles of art to create artwork.

Anchor Standard 3: I can improve and complete artistic work using the elements and principles.

Benchmark VAPNL3: I can share and talk about my artwork.

eLearning Day 2 Visual Art Packet – Grade 1 – 2019-2020

Please complete the activity below with your child on the eLearning Day. Have your child complete the activity at home to count as attendance for the day we would have spent at school.

Child's Name: _____ **Teacher: Ms. Aimée Wieler**

Grade 1 Visual Arts Activity: Use the attached grid to draw thumbnail sketches of objects that contain the basic shape found in the first column of the grid.

You can find
shapes in art and
math.

I Can Statements

thumbnail sketch: a small sketch

- I can use basic shapes to create drawings.
- I can share and talk about my artwork.
- I can relate visual arts ideas to math.

_____ **Activity 1: Creating Art** – People, places and things can be drawn using basic shapes. Complete the attached grid by drawing different objects in each box that contains the same basic shape as shown in the first column. Examples for each shape have been provided.

_____ **Activity 2: Presenting Art** – Share your artwork with an adult family member. Name and describe the shapes you used. What shapes do you know from math class? Pick out your favorite sketch and explain why it is your favorite. Pick out your least favorite sketch and explain why it is your least favorite.


2017 South Carolina College and Career-Ready Standards for Visual Arts

Anchor Standard 1: I can use the elements and principles of art to create artwork.


Anchor Standard 3: I can improve and complete artistic work using the elements and principles.

Benchmark VAPNL3: I can share and talk about my artwork.


Anchor Standard 7: I can relate visual arts ideas to other arts disciplines, content areas, and careers.



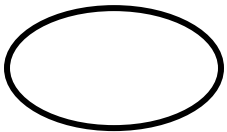
circle



square



triangle



oval



rectangle

