

Dear Families,

This week the students will be working on days 27-30. This week in ELA, they will be focusing on nonfiction, sight-words, punctuation and adverbs. In math they will be working on shapes and measurement, and expanded form.

Also, be on the lookout from your child's teacher for a zoom meeting. We will be teaching a Math and an ELA lesson this week using zoom. The lesson will be focused on the topics from days 27-30.

The turn in dates for the 30-day packet is May 28<sup>th</sup>-June 1st. Please remember to message your child's teacher as soon as you turn it in. You may also begin turning in library books.

Our office hours are 9-11 am and 1-3 pm. Please be patient with us as we are working on cleaning out the classrooms and getting everything ready for the end of the year. We can also be reached at the following emails:






Arco-[jovert.arco@richlandone.org](mailto:jovert.arco@richlandone.org)

Martin-[brianna.martin@richlandone.org](mailto:brianna.martin@richlandone.org)

Turgott-[cheryl.taylorturgot@richlandone.org](mailto:cheryl.taylorturgot@richlandone.org)

Williams: [angel.williams@richlandone.org](mailto:angel.williams@richlandone.org)

Supplemental Materials:

ELA	Math																					
 <p><b>The Punctuation People</b></p> <table border="1"><thead><tr><th>PUNCTUATION</th><th>PURPOSE</th><th>EXAMPLE</th></tr></thead><tbody><tr><td>• Period</td><td>A period tells you when to STOP. It goes at the end of a <u>full</u> sentence.</td><td>Emily and her friends are going to <u>Disney</u> today.</td></tr><tr><td>, Comma</td><td>You use commas when you are listing things or in a sentence when you have to pause.</td><td>On Saturday, he ate things and found out how many. One ice cream cone, one juice, one slice of water, one piece of pizza, one and one change.</td></tr><tr><td>! Exclamation Point</td><td>It goes at the end of a <u>strong</u> sentence to show strong feelings.</td><td>Come back here David! (No David! by David Denver)</td></tr><tr><td>? Question Mark</td><td>It goes at the end of a <u>question</u> sentence. Polite sentences usually begin with "How", "What", "When", "Where", "Why", "How".</td><td>What should we have for lunch?</td></tr><tr><td>"" Quotation Marks</td><td>Quotation marks are used to show when someone is speaking.</td><td>"This shirt is for David!" said David's mom.</td></tr><tr><td>... Ellipses</td><td>These are used at the end of a sentence when the author wants to leave us hanging.</td><td>Put down your dog, will you? I wish you would...</td></tr></tbody></table>	PUNCTUATION	PURPOSE	EXAMPLE	• Period	A period tells you when to STOP. It goes at the end of a <u>full</u> sentence.	Emily and her friends are going to <u>Disney</u> today.	, Comma	You use commas when you are listing things or in a sentence when you have to pause.	On Saturday, he ate things and found out how many. One ice cream cone, one juice, one slice of water, one piece of pizza, one and one change.	! Exclamation Point	It goes at the end of a <u>strong</u> sentence to show strong feelings.	Come back here David! (No David! by David Denver)	? Question Mark	It goes at the end of a <u>question</u> sentence. Polite sentences usually begin with "How", "What", "When", "Where", "Why", "How".	What should we have for lunch?	"" Quotation Marks	Quotation marks are used to show when someone is speaking.	"This shirt is for David!" said David's mom.	... Ellipses	These are used at the end of a sentence when the author wants to leave us hanging.	Put down your dog, will you? I wish you would...	 <p>teach me to measure</p> <ol style="list-style-type: none"><li>1. straight </li><li>2. start and end</li><li>3. no gaps </li><li>4. be precise</li><li>5. no overlaps </li></ol>
PUNCTUATION	PURPOSE	EXAMPLE																				
• Period	A period tells you when to STOP. It goes at the end of a <u>full</u> sentence.	Emily and her friends are going to <u>Disney</u> today.																				
, Comma	You use commas when you are listing things or in a sentence when you have to pause.	On Saturday, he ate things and found out how many. One ice cream cone, one juice, one slice of water, one piece of pizza, one and one change.																				
! Exclamation Point	It goes at the end of a <u>strong</u> sentence to show strong feelings.	Come back here David! (No David! by David Denver)																				
? Question Mark	It goes at the end of a <u>question</u> sentence. Polite sentences usually begin with "How", "What", "When", "Where", "Why", "How".	What should we have for lunch?																				
"" Quotation Marks	Quotation marks are used to show when someone is speaking.	"This shirt is for David!" said David's mom.																				
... Ellipses	These are used at the end of a sentence when the author wants to leave us hanging.	Put down your dog, will you? I wish you would...																				

# ADVERBS

An adverb is a word that describes a verb.

It tells when, where or how an action is done.

When	Where	How
yesterday	here	quickly
soon	inside	slowly
today	up	carefully
later	below	loudly
tomorrow	over	softly

I can walk quietly down the corridor.

We played outside during recess.

## units of measurement

CUSTOMARY	METRIC
<b>inches</b> about the length of a paperclip	<b>centimeters</b> about the width of your pinky
<b>feet</b> the length of a ruler	<b>meters</b> about the height of a kitchen counter
<b>yards</b> about the width of a door	<b>kilometers</b> about the length of six city blocks
<b>miles</b> the length of a long stretch of road	

## what is NONFICTION?

- tells about something real
- includes true facts
- often has photographs
- includes text features such as captions, headings, and labels
- teaches you something
- comes at all levels

Nonfiction can be about:

People    Animals    Places    Plants    Cultures    Sports    Hobbies

History    Science    Jobs    Cars

## 2-D Shapes

<b>circle</b> 0 sides 0 angles	<b>triangle</b> 3 sides 3 angles
<b>square</b> 4 equal sides 4 angles	<b>rectangle</b> 4 sides 4 angles
<b>rhombus</b> 4 sides 4 angles	<b>trapezoid</b> 4 sides 4 angles
<b>parallelogram</b> 4 sides 4 angles	<b>Quadrilaterals</b> 4 sides 4 angles
<b>pentagon</b> 5 sides 5 angles	<b>hexagon</b> 6 sides 6 angles

# Expanded Form *with* Stretched out Steven



463

Stretch it  
out Steven  
likes to take  
a number and  
stretch  
it out!



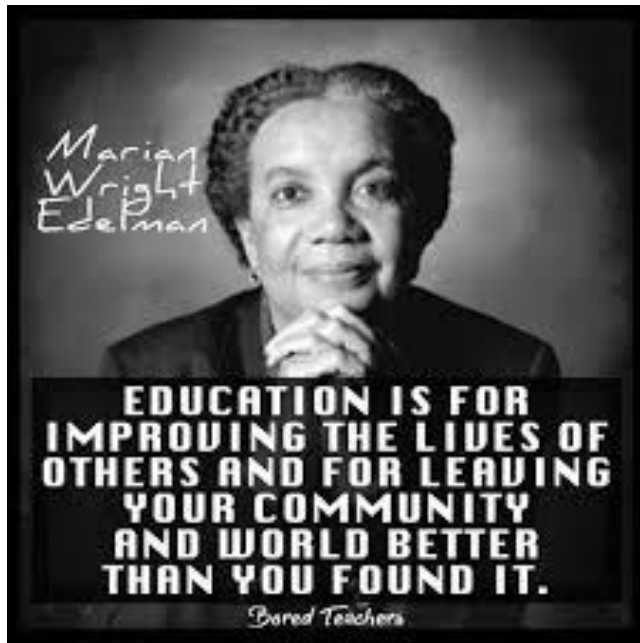
$400 + 60 + 3 = 463$

We show a number stretched out by adding its hundreds, tens, and ones together. This is called **expanded form!**

For Example:

$$675 = \frac{600}{H} + \frac{70}{T} + \frac{5}{O}$$

$$948 = \frac{900}{H} + \frac{40}{T} + \frac{8}{O}$$



Sincerely,

2<sup>nd</sup> grade team