

*- Please visit the school's website to see lesson plans and parent resources.

Memory - Base 10

2.NBT.1

You will need: Base 10 memory cards

1. Choose a partner. Shuffle memory cards and place them facedown.
2. Player A: Flip one card and explain which card you need to find in order to create a match. Next, turn over a second card. If the cards match, you can keep them. If they do not match, place both cards facedown in the same spots.
3. Player B: Repeat Step 2 to complete a turn.
4. The game ends when all cards have been matched.

204

343

535

279

410

68

661

443

313

115

504

378

Array Match

You will need: Match the Array Cards

1. **Work with a partner. Place the cards face down on the table.**
2. **Take turns to flip over two cards and look for a matching pair. If the two cards match read aloud the array description and complete the sentence. Explain your strategy for figuring out how many squares are in the array.**
3. **If the player correctly names how many squares are in the array s/he keeps both cards. If the player does not correctly name how many squares are in the array the cards must be placed facedown again.**
4. **Continue to take turns until all cards have been picked up. Count to see who has the most cards.**

2.ATO.4

Set 1

This array has 2 rows
and 3 columns. It has
___ squares.

Set 1

This array has 2 rows
and 4 columns. It has
___ squares.

Set 1

This array has 2 rows
and 5 columns. It has
___ squares.

Set 1

This array has 3 rows
and 3 columns. It has
___ squares.

Set 1

This array has 3 rows
and 4 columns. It has
___ squares.

Set 1

This array has 3 rows
and 5 columns. It has
___ squares.

Set 1

This array has 4 rows
and 5 columns. It has
___ squares.

Set 1

This array has 5 rows
and 1 column. It has
___ squares.

Set 1

This array has 5 rows
and 5 columns. It has
___ squares.

2.ATO.4

Set 1

| | | | | |
|--|--|--|--|--|
| | | | | |
| | | | | |

Set 1

| | | | | |
|--|--|--|--|--|
| | | | | |
| | | | | |

Set 1

| | | | | |
|--|--|--|--|--|
| | | | | |
| | | | | |

Set 1

| | | | | | |
|--|--|--|--|--|--|
| | | | | | |
| | | | | | |

Set 1

| | | | | | |
|--|--|--|--|--|--|
| | | | | | |
| | | | | | |

Set 1

| | | | | | |
|--|--|--|--|--|--|
| | | | | | |
| | | | | | |

Set 1

| | | | | | | |
|--|--|--|--|--|--|--|
| | | | | | | |
| | | | | | | |

Set 1

| | | | | |
|--|--|--|--|--|
| | | | | |
|--|--|--|--|--|

Set 1

| | | | | | | |
|--|--|--|--|--|--|--|
| | | | | | | |
| | | | | | | |

2.ATO.4

Set 2

This array has 2 rows
and 6 columns. It has
___ squares.

Set 2

This array has 2 rows
and 7 columns. It has
___ squares.

Set 2

This array has 2 rows
and 8 columns. It has
___ squares.

Set 2

This array has 3 rows
and 3 columns. It has
___ squares.

Set 2

This array has 3 rows
and 6 columns. It has
___ squares.

Set 2

This array has 3 rows
and 7 columns. It has
___ squares.

Set 2

This array has 4 rows
and 6 columns. It has
___ squares.

Set 2

This array has 2 rows
and 2 columns. It has
___ squares.

Set 2

This array has 4 rows
and 4 columns. It has
___ squares.

2.ATO.4

Set 2

| | | | | | |
|--|--|--|--|--|--|
| | | | | | |
| | | | | | |

Set 2

| | | | | | |
|--|--|--|--|--|--|
| | | | | | |
| | | | | | |

Set 2

| | | | | | |
|--|--|--|--|--|--|
| | | | | | |
| | | | | | |

Set 2

| | | | | | |
|--|--|--|--|--|--|
| | | | | | |
| | | | | | |

Set 2

| | | | | | |
|--|--|--|--|--|--|
| | | | | | |
| | | | | | |

Set 2

| | | | | | |
|--|--|--|--|--|--|
| | | | | | |
| | | | | | |

Set 2

| | | | | | |
|--|--|--|--|--|--|
| | | | | | |
| | | | | | |

Set 2

| | | | |
|--|--|--|--|
| | | | |
| | | | |

Set 2

| | | | | | |
|--|--|--|--|--|--|
| | | | | | |
| | | | | | |

17.

Build a rectangular
array with:



4 rows and 5 columns

18.

Build a rectangular
array with:



5 rows and 2 columns

19.

Build a rectangular
array with:



5 rows and 3 columns

20.

Build a rectangular
array with:




5 rows and 5 columns


Building Arrays

draw rows of dots to build the array for each addition equation!


$$7 + 7 + 7 = 21$$




$$6 + 6 + 6 = 18$$



$$8 + 8 = 16$$



$$3 + 3 + 3 + 3 + 3 = 15$$



$$4 + 4 + 4 + 4 = 16$$

