

Two Dice Game

1	2	3	4
5	6	7	8
9	10	11	12

1	2	3	4
5	6	7	8
9	10	11	12

How to Play


1. Two players each need 12 counters (bean, coins, etc.) and a game board.
2. Take turns rolling the dice.
3. Try to match an open number on your game board by adding (+) or subtracting (-) your dice and cover the number with a marker.
4. The winner is the first one to cover all the numbers on their board.

*You can speed up the game by covering up both the sum (+) and difference (-) on each term


Name _____

Date _____

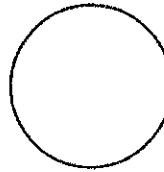
2D SHAPE SHEET



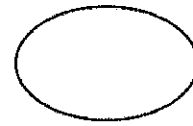
Square



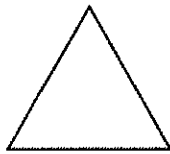
Rectangle



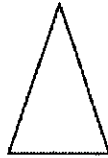
Circle



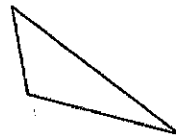
Ellipse



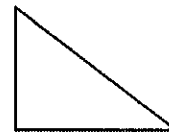
Equilateral Triangle



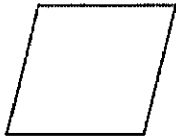
Isosceles Triangle



Scalene Triangle



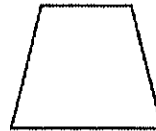
Right Triangle



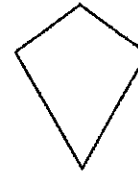
Rhombus



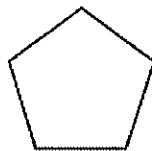
Parallelogram



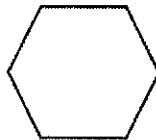
Trapezoid



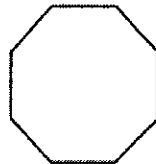
Kite



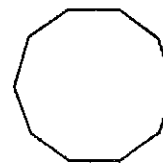
Regular Pentagon



Regular Hexagon



Regular Octagon




Regular Decagon



Free Math Sheets, Math Games and Math Help

MATH-SALAMANDERS.COM



Shape	Object	Location
Example: rectangle	refrigerator	kitchen

Word Bank

triangle

rectangle

hexagon

square

rectangle

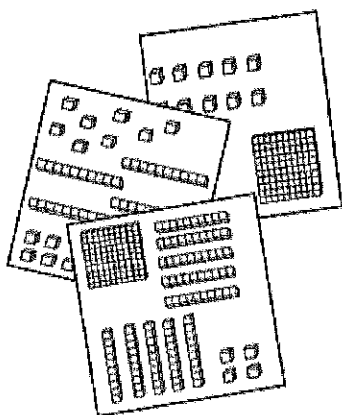
Math Resources:

Activity 1

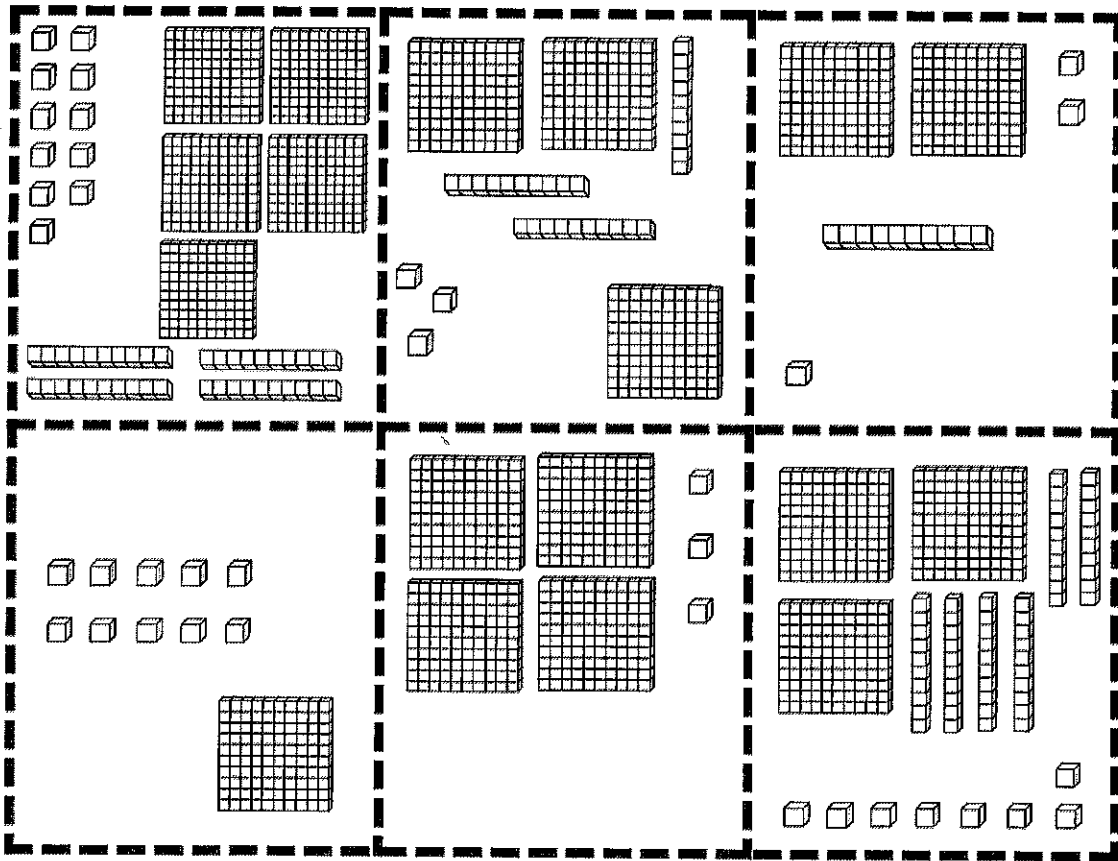
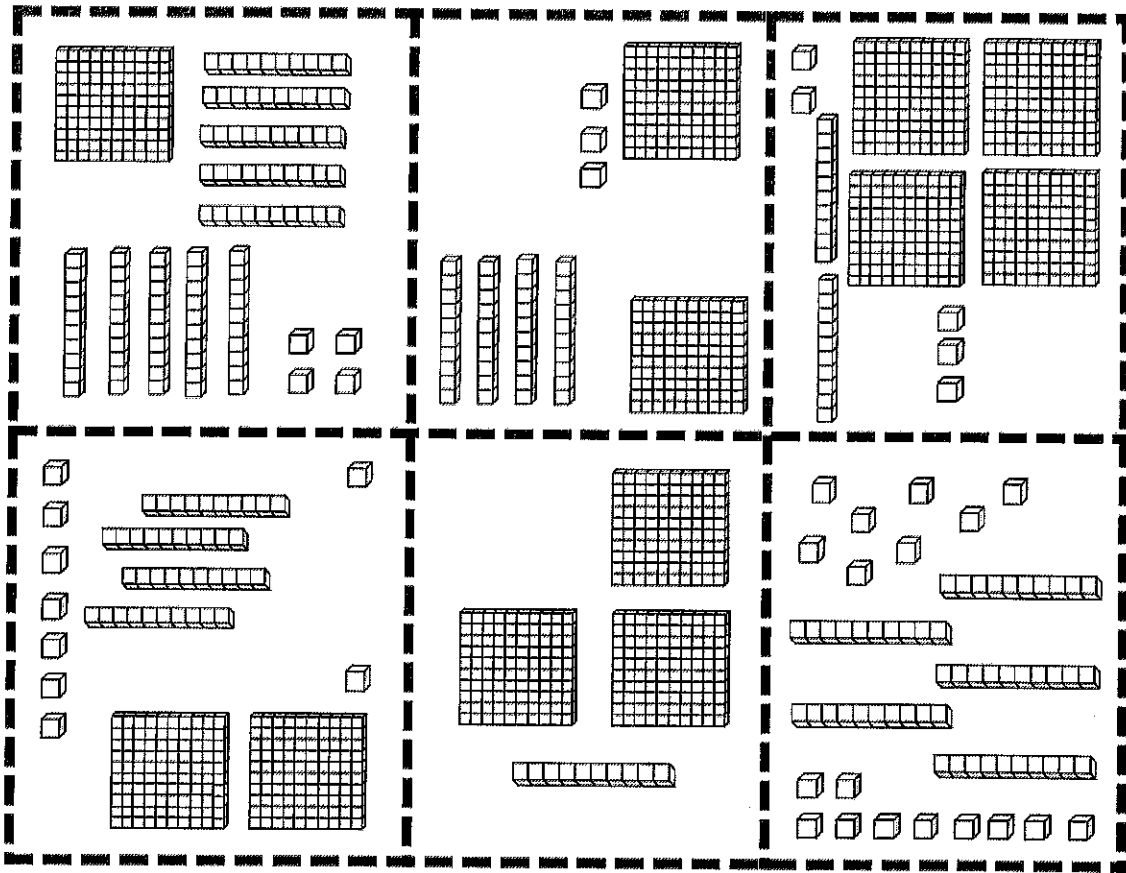
Show Numbers Different Ways

You will need: base 10 cards, recording sheet

1. Take a base 10 card from the pile.
2. Determine the value of the blocks shown and then complete the chart.



Base 10 Blocks	Number	Word Form	Expanded Form



Name: _____

Base 10 Blocks	Number	Word Form	Expanded Form

Name: _____

2.NBT.3

Write the expanded notation or number.


Expanded Notation

658	
941	
153	
347	
754	
648	
225	

	$100+20+6$
	$400+60+7$
	$500+30+2$
	$700+40+1$
	$800+90+6$
	$300+20+8$
	$900+90+7$

Time of Day

A Reading A-Z Level G Leveled Book
Word Count: 154




Reading A-Z

Visit www.readinga-z.com
for thousands of books and materials.


LEVELED Book • G

Time of Day



Written by Keith and Sarah Kortemartin
Illustrated by Tad Dawson

www.readinga-z.com



It's nine o'clock in the evening.
 Children go to bed.
 Tomorrow is Saturday.
 What time will you wake up?

12

Time of Day



Written by Keith and Sarah Kortemartin
 Illustrated by Ted Dawson

www.readinga-z.com

11

Time of Day • Level G

It's seven-thirty in the evening.
 Children watch TV.
 What's your favorite show?



12	DRA
11-12	Reading Recovery
G	Fountas & Pinnell
LEVEL G	
Correlation	

Time of Day
 Level G leveled book
 © Learning A-Z
 Written by Keith and Sarah Kortemartin
 Illustrated by Ted Dawson
 All rights reserved.
www.readinga-z.com



It's seven o'clock in the evening.
 Children finish their homework.
 What's your favorite subject?

10



What time is it?
 It's six o'clock in the morning.
 Children wake up and get
 ready for school.
 Don't forget to brush your
 teeth!

Time of Day • Level G

3

9


Time of Day • Level G

It's five o'clock in the evening.
 Children eat dinner.
 What will you eat?



4

It's seven-thirty in the morning.
 Children ride the bus to school.
 Where do you like to sit?





It's eleven-thirty in the morning.
Children eat lunch.
What's your favorite lunch?

6



It's one o'clock in the afternoon.
Children go to recess.
How do you like to play?


Time of Day • Level G

7

It's eight o'clock in the morning.
Children start class.
What will you learn today?

5

Time of Day • Level G



It's three-thirty in the afternoon.
Children go home.
How long will it take?

8