

Week _____

Student Name _____

Day Six	Parent Initials
Language	
Math	
Sensorial	
Cultural	
Practical Life	
Read for 20 minutes	
Other _____	
Day Seven	Parent Initials
Language	
Math	
Sensorial	
Cultural	
Practical Life	
Read for 20 minutes	
Other _____	
Day Eight	Parent Initials
Language	
Math	
Sensorial	
Cultural	
Practical Life	
Read for 20 minutes	
Other _____	
Day Nine	Parent Initials
Language	
Math	
Sensorial	
Cultural	
Practical Life	
Read for 20 minutes	
Other _____	
Day Ten	Parent Initials
Language	
Math	
Sensorial	
Cultural	
Practical Life	
Read for 20 minutes	
Other _____	

Parent Signature _____

Montessori Day 6-3K,
4K, 5K



Language

_____ Watch and listen to the story The Cloud Book.

<https://www.youtube.com/watch?v=eS5uN0RuIH>

This is a non-fiction text. Students understand that they will find out information from this text. Recall the names of the three primary clouds. (cumulus, stratus, and cirrus.)

Reading Comprehension:

3K – Talk about the names of the clouds. Clap out the rhythm of the names of the clouds.

4K – Talk about the names of the clouds. Write the names of the clouds on a plain piece of white paper. Have your child illustrate the types of clouds.

5K – Talk about the names of the clouds. Write the names of the clouds and have your child illustrate. Add simple information to describe each cloud (example: Cirrus – high and wispy horses tail cumulus – white and puffy cotton balls stratus – long and gray low to the ground)

Oral Language/ Sound Work/ Building Words:

3k, 4K– play a rhyming word game with your child. Find things around the room and have your child say words that rhyme with the object.


5K – choose a word family (example – at, -ip, etc.)

- Write the letters of the alphabet from a – z. using only the consonants

(b,c,d,f,g,h,j,k,l,m,n,p,q,r,s,t,v,w,y,z) create words and separate between real and nonsense words.



Math






Sensorial

Counting/Number Sense/ Addition:

3k, 4k, 5k – Count orally by 10's , 5's, and 1's to 100. Create a simple beat to count with.

3K – Find 10 of the same objects. Have your child count the objects. How many ways can they sort in to different group?.

4K- Find 55 of the same objects (beans, pennies, rocks, etc.) Write the numbers 0 – 10 on the top of a sheet of paper. Have students place the correct number of objects under each number.

		<p>5K – Find 10 of the same objects. Create two different groups and write down each time (i.e., $3 + 7 = 10$, $4 + 6 = 10$) How many different groupings did you form?</p> <p>Shapes: 3K and 4K – Draw out the following shapes: square, rectangle, triangle, hexagon (6 sides), circle and oval. Have your student construct the shape using toothpicks and string. 5K – Have your student draw out the shapes listed above. Then have them construct them from toothpicks, straws, etc. use string to make the circle and oval.</p> <p>3K, 4K, 5K -Create a picture using only shapes.</p>
	 <p>Cultural</p>	<p>Science: Weather: https://www.youtube.com/watch?v=nCPPLhPTAlk Watch the above video about rainbows. Create a prism with a glass of water and sunlight. Fill a clear glass with water and place in the sunlight. Turn the glass in the sunlight until you can see the rainbow.</p> <p>3K, 4K – Name the colors of the rainbow. Clap out a rhythm (red, orange, yellow, green, blue, indigo, violet (purple)) 5K – Name the colors of the rainbow – Create a simple song to help you remember the color order and names.</p> <p>Social Studies: (Directions) Create a treasure map. Hide 5 things in your room or house. Draw a map to help locate the treasure. Use shapes to represent objects on your map.</p>
 <p>Practical Life</p>		<p>Food Prep: 3K – Get two bowls and fill one with cereal or beans or other dry ingredients. Practice spooning exercises by moving from left to right. Change the size of your spoon, does it make a difference? 4k, 5K Help your family prepare the meals for the day. Help set the table, fill glasses, and help clean up too!</p>

Montessori Day 7-

3K, 4K, 5K



Language

_____ **Watch and listen to the story The Rain Came Down**
<https://www.youtube.com/watch?v=AYaelnBcGZ4>. Recall details of the story. Discuss what happened at **the beginning** of the story, **the middle** , and **the end**.

Reading Comprehension:

3K – Ask your child what they would do if they were outside playing in the rain. Create a list of things you could use in the rain.

4K – Have your child draw what they would do in the rain.

Dictate what they say they would do.

5K – Have your child draw an activity they would do in the rain and answer on their own – “On a rainy day I would _____.”


Oral Language/ Sound Work/ Building Words:

3k, 4K– Sing the alphabet song. Find things, or think of things that start with different letters of the alphabet.

5K – Choose a different word family (example – at, -ip, etc.) - Write the letters of the alphabet from a – z. using only the consonants (b,c,d,f,g,h,j,k,l,m,n,p,q,r,s,t,v,w,y,z) create words and separate between real and nonsense words.



Math



Sensorial

Counting/Masurement/ Geometry:

3k, 4k, 5k – Count orally by 10’s, 5’s, and 1’s to 100. Create a simple beat to count with.

3K, 4K – Find 10 different objects of varying lengths. Place in order from shortest to tallest.

4K – Take a piece of paper and cut/tear strip of paper. Create different lengths and put them in order from tallest to shortest.

5K – Take a piece of paper and cut or tear 10 different lengths. Place in order from longest to shortest. Take the pieces and tape or glue them together to form one straight line. Take another piece of paper and cut/tear 10 more lengths. Put those together in one straight line. Compare the two lengths. Is one shorter or longer than the other?

Shapes:

3K ,4K, 5K – Draw two of each shape on to square pieces of paper. (square, rectangle, oval, circle, hexagon (6 sides), and triangle) Have your students match the shapes. Turn the cards over and play Concentration – turning over and remembering where the match was hidden.



Cultural

Science: Don't forget to record in your weather observation journal.

Weather: <https://www.youtube.com/watch?v=QAqeFSa60TE>

Watch the above video about clouds. (Cirrus, cumulus, and stratus)

Go outside and observe the types of clouds you see. Draw a picture of the types of cloud that you see.

5K – For the next four days, add the types of clouds you see when you observe the weather. Check in the morning and then again in the afternoon.

Social Studies:

Create a simple map of the rooms in your house. Use rectangles to represent rooms and leave spaces for doorways. Label each room.

Practical Life

Food Prep:

Learn a chore that you can help the family with today.

3K – Get two bowls and fill one with water. Practice spooning exercises by moving from left to right. Change the size of your spoon, does it make a difference?

4k, 5K - Help your family prepare the meal. Set the table, fill glasses, or help prep the meal. Make sure to help with clean up too!

Montessori Day 8


-3K, 4K, 5K



Language



Math



Sensorial

_____ Watch and listen to the story Wind

<https://www.youtube.com/watch?v=hfSGuSNrOeM> . Recall details of the story.

Reading Comprehension:

What can the wind do?

3K , 4K– Have them act out things the wind did in the story.

5K – Write down three things you learned about the wind and illustrate.

Oral Language/ Sound Work/ Building Words:

3k – Find things/or think of things that begin with the first letter of your name. Make a list.

4K– Walk around the house and find things that go together (toothbrush and toothpaste, basketball and goal, sponge and soap, etc.) Make a list of things that go together.

5K – Choose another word family (example – at, -ip, etc.) - Write the letters of the alphabet from a – z. using only the consonants (b,c,d,f,g,h,j,k,l,m,n,p,q,r,s,t,v,w,y,z) create words and separate between real and nonsense words.

Counting/Number Sense/ Addition/ Geometry:

3k, 4k, 5k – Count orally by 10’s, 5’s, and 1’s to 100. Create a new simple beat to count with.

3K – Find 21 of the same object (pennies, beans, etc.) Write out the numbers 0 -6. Place the correct number of objects under each numeral.

4K – Find 5 of the same objects. How many different ways can you group them in to two sets? (Put 1 in one group and 4 in the other, etc.) Make as many as you can!

5K – Find 100 of the same objects (rocks, beans, pennies, etc.). Put them into groups of 10 and count by 10s. Record the groups that you create and write out the numbers. Put them in to groups of 5 and count by 5s. Record the groups that you made and write out the numbers beside each group. Put them in to groups of 2 and count by 2’s (don’t record these just count!)

Shapes:

3K ,4K, 5K – Cut out two different shapes (square, circle, triangle, or rectangle) Using the two shapes, create a picture by tracing the shapes. Turn or slide the shapes around the paper.



Cultural

Science: Don't forget to record in your weather journal!

Weather:

Rewatch/listen to the story about the wind. We learned that hot air moves up and fast, and cold air moves down and slow. Create an experiment that shows how hot and cold air move. You will need two clear glasses, food coloring, hot and cold water. Fill one glass with hot water and one glass with cold water. Put one drop of food coloring in each

Social Studies: (Map skills- key)

<https://www.youtube.com/watch?v=oBzRq04rliY>

Watch the above video about a map key. Draw a pretend island on a piece of paper. Using symbols like mountains and river and forests, put them on your island. Make sure to put a key on your map that tells what each symbol represents.



Practical Life

Food Prep:

Learn a chore that you can help the family with today.

3K – Give your student hand towels to fold. Fold two times into a square.

4k, 5K - Help your family prepare the meal. Set the table, fill glasses, or help prep the meal. Make sure to help with clean up too!

Montessori Day 9

-3K, 4K, 5K



Language

____ **Watch and listen to the story Weather Words** Gail Gibbons. <https://www.youtube.com/watch?v=N63kBjKs7O0>
. Recall the different types of weather stated in the story.

Reading Comprehension:

3K- Name the different types of weather and associate what you would need for each weather situation. (what clothes or gear would you need.)

4K- Write down the names of the different types of weather. Have your child illustrate each one.

5K- Recall the different types of weather. Make a list. Choose 4 types of weather. Write a simple sentence with each word that shows what you would need or what you would see. (On a sunny day it is hot., On a rainy day I wear boots.)

Oral Language/ Sound Work/ Sight Words:


3k – Find things, or name things that have a certain color (*red, orange, yellow, green, blue, purple, gray, black, brown, white, pink.*)

4K– (See 3K) Make a list of the things that you find.

5K – (See 3k) Write sentences that show what happens when you mix colors. (ex. Red and yellow will make orange!)



Math



Sensorial

Counting/Number Sense/ Addition/ Geometry:

3k, 4k, 5k – Count orally by 10's, 5's, and 1's to 100. Create a new simple beat to count with.

3K – Find 20 of the same object (pennies, beans, etc.) Write out the numbers 1 – 20 on a sheet of paper. Place one object on each number as they count.

4K – Find 20 of the same objects. Write the numbers 0 – 10 on pieces of paper. Fold them in half. Choose a number and have your child put out that many objects. You can choose next or they can choose and make another group, do the same thing. Compare which has more. Put numbers back and do it again!

5K –(Adding Doubles) Find 20 objects. Have your child make two sets starting with 1 and 1. Add them together and record. (1 + 1= 2, next 2 + 2 = 4 , then 3 + 3= 6, and so on until they get to 10 + 10 = 20.)

Shapes:

3K ,4K, 5K – Choose two different shapes (square, circle, triangle, or rectangle) Using the two shapes, create a picture by tracing the shapes. Turn or slide the shapes around the paper.



Cultural

Science: Don't forget to record in your weather journal!

Weather: <https://www.youtube.com/watch?v=R0K7VKkksyc>

Watch the above video about the water cycle.

3K, 4K, 5K – Create your own water cycle. You will need a ziploc bag, a window, tape, and water. Fill the bottom of the bag with a little bit of water. Zip the top. Tape the bag to a window that receives sunlight. Observe the bag. Look for the condensation and the precipitation as the droplets get heavy and return back to the collection at the bottom.

Social Studies:

Finding North. Complete the Compass Rose sheet. Or make your own on a sheet of paper. Use a compass on a smartphone (or a real one) to find which way is north. Walk around your house stating whether you are traveling north, south, east or west.



Practical Life

Food Prep:

Learn a new chore that you can help the family with today.

3K – Give your child the silverware to sort back in to the tray.
4k, 5K - Help your family prepare the meal. Set the table, fill glasses, or help prep the meal. Make sure to help with clean up too! Help sweep up the floor.

Montessori Day 10

-3K, 4K, 5K



Language

____ **Let your child choose their favorite book for you to read to them.** Recall the details of the story. What happened at the beginning of the story, the middle, the end?


Reading Comprehension:

Create a simple puppet of the character(s) in the story. (Use socks or paper cut outs.) Let your child retell the story using the puppets.


Oral Language

3k ,4K, 5K – Play a clapping game with your child (i.e. Miss Mary Mack,

<https://www.youtube.com/watch?v=hCvH74vrOfg>



Math



Sensorial

Counting/Number Sense/ Addition/ Geometry:

3k, 4k, 5k – Count orally by 10's, 5's, and 1's to 100. Create a new simple beat to count with.

3K – Number Hunt – call out a number from 0 – 10. Have them bring you that many of something, count it together. Return the objects and then call out another number!

4K – Write the numbers 0 – 10 on pieces of paper. Fold them in half. Choose a number and have your child look at the number and then bring you that many objects. Count the objects and then return. Choose another number until all numbers have been used!

5K – Find 25 objects (pennies, beans, rocks, legos, etc.) write the numbers 1 – 9 on slips of paper and fold in half. Let them choose a number and put out that many objects. You choose a number and do the same. Each person does it a second time. Count how many objects you have and compare which is greater than or less than, or is it the same.



Shapes:



3K ,4K, 5K – Use the triangle cutout to make a hexagon.

Trace it on to a piece of paper.



Cultural

Science: Don't forget to record in your weather journal!

Weather: (Science and Engineering)

Living things need some sort of shelter in order to survive. Create a way to stay dry from a rain shower using recycled materials. Take a picture to share with your friends!

Social Studies:

Help your child to memorize their address, phone number, and your names.



Practical Life

Food Prep:

Learn a new chore that you can help the family with today.

3K, 4k, 5K – Find a recipe to make with your child. Let them help stir and measure.