

Speech Homework for High School Students

Week 2

This is very important, as completion of today's work will be used to document your speech attendance for the week of March 23-31.

Standards being addressed: Explore and create meaning through conversation, role-play, and storytelling.

I can statements:

I can include all my sounds during conversational speech.

I can use fluent speech to express my thoughts and feelings.

I can show comprehension through recalling and answering questions appropriately.

I can use appropriate grammar when writing and speaking.

Essential Questions

How can I remember to use therapy techniques learned, carry-over into my home and classroom environment?

How can I use fluent speech during conversations?

How can I show comprehension when reading and/or listening to others?

Activities to support learning: See Handouts

My email is kenya.watson@richlandone.org. Please email if you have any questions

E-Learning



Speech-Language & Communication

Activity Fun Packet

Hi Student and Parent!

This is a custom E-Learning Speech Language and Communication Activity Fun Packet I wanted to share with you due to the recent situation related to the nationwide school closures.

The current circumstances are a learning curve for everyone; however, I believe that as long as we stay positive and calm, we will get through this adventure together.

Plato once said: *"The part can never be well unless the whole is well."*

Even though our session time will be 'remote', please know I am here to help every step of the way! I am just an email away ☺

Please use this 'Activity Fun Packet' as a means of our communication and material we would be working on during our typical 'in-school' sessions.

STUDENT: You are to collect at least 10 points from this packet for me to consider this online learning project as 'complete'. Place a checkmark in the square next to the activity you selected to do and write in the date.

PARENT: Please guide your child as they are working on the activities in this packet, and sign the last page once they complete it. I have also added some words of encouragement throughout to provide guidance and help.

Please feel free to email me with any questions!

Stay healthy and see you soon!

Your SLP (Speech Language Pathologist)

Activity #1



Follow the YouTube link to watch a short film about Coronavirus. Next, answer the questions below (remember to use a full sentence). Go! BrainPOP Video: <https://www.youtube.com/watch?v=3exuJb2n4hk>

- 1- What was Tim doing before he came into the kitchen?
a- shopping b- jogging c- reading

ANSWER: Tim was right before he came into the kitchen.

- 2- What did Tim do right after he coughed?
a- read the letter b- took a shower c- drank some water

ANSWER: Tim right after he coughed.

- 3- What did Kahlil want to learn more about and asked about in the letter?
a- Coronavirus b- hygiene c- homework

ANSWER: Kahlil wanted to learn more about

- 4- What is the main goal of every virus?
a- to dance b- to relax in someone's body c- to replicate itself

ANSWER: Tim right after he coughed.

- 5- What is the short name for Coronavirus?
a- COMID-18 b- COVID-19 c- CORONA 19

ANSWER: The short name for Coronavirus is

- 6- Who can Coronavirus get seriously ill?
a- just kids b- people with weak defenses, like older people c- everybody

ANSWER: Coronavirus is most dangerous to and can get them ill.

- 7- What can you do to protect yourself from getting Coronavirus?
a- not much b- wash my hands for 20 seconds c- use hand sanitizer

ANSWER: I can to stay healthy and clean.

*This activity was: 😊 EASY

☾ SO-SO

⊘ HARD


In the Middle

Activity #2



Can you find the hidden words? Circle all the words and then write the sentence below. You can do it!

START → T H E C O R O N A V I R U S I S A N E W T Y P E O F V I

I W E L P O E P O T S U O R E G N A D S I T A H T S U R ←

→ T H W E A K I M M U N E S Y S T E M P L E A S E R E M E

! N E T F O S D N A H R U O Y H S A W O T R E B M ←



What sentence did the words make?

*This activity was: EASY SO-SO HARD

Activity #3



Do you know what this picture is? Finish drawing the picture and write 3 sentences about it.



This is a _____. It can be...

1- (color) _____

2- a symbol of _____

3- found in _____

This is a _____. It can be...

1- (color) _____

2- a symbol of _____

3- found in _____

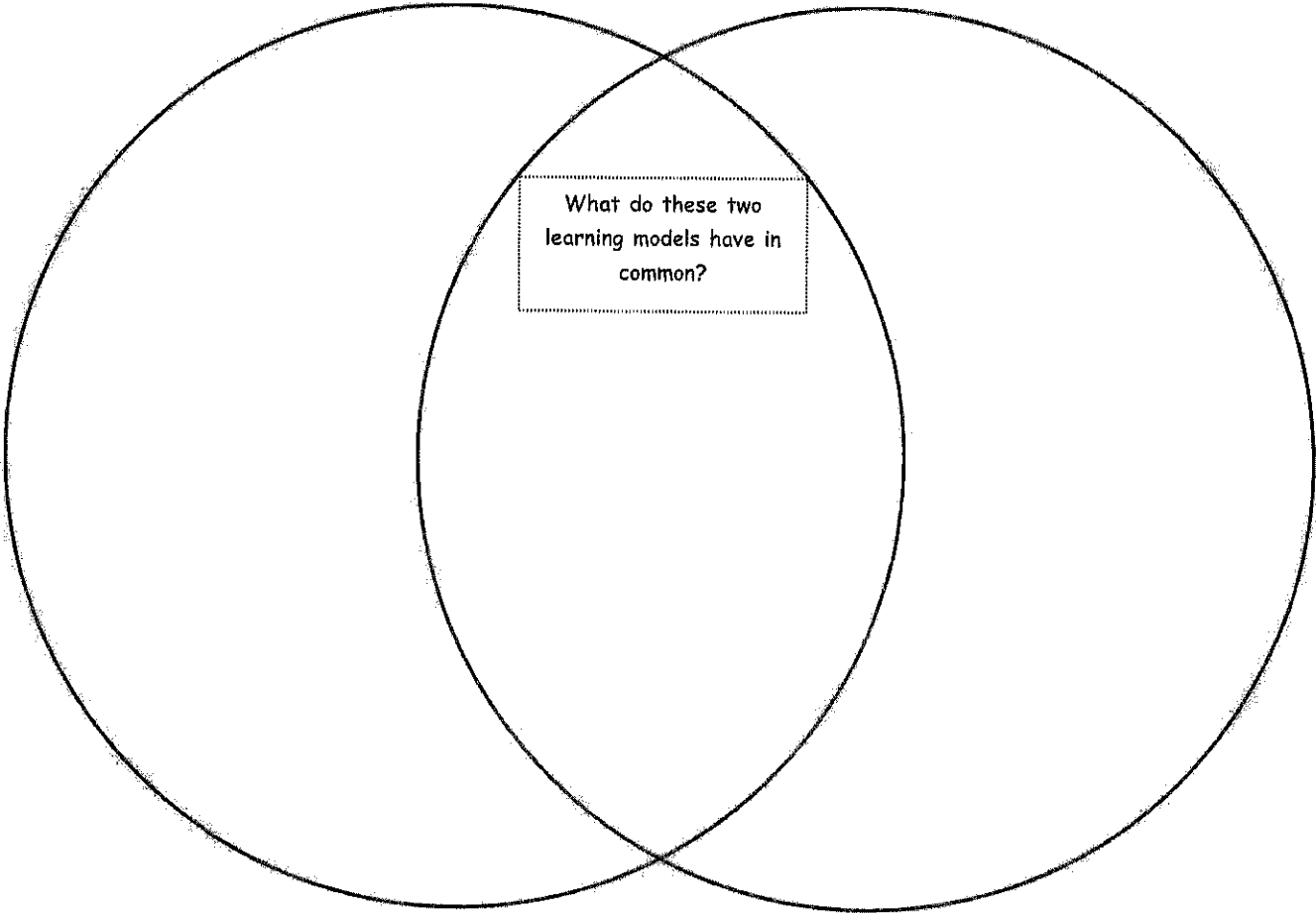
Activity #4



This is a Venn diagram. It helps to see how things are alike and different. Use this Venn diagram to compare (say how things are alike) and contrast (say how things are different) traditional learning- going to school vs E-Learning- staying and learning from home. Go!

Learning at school

E- Learning from home



Now, write sentences about learning at school, E-Learning from home, how they are different, and how they are alike.

*This activity was: EASY SO-SO HARD

MARCH 2020

Sunday	Monday	Tuesday	Wednesday	Thursday	Friday	Saturday
1 Name three things that are green.	2 Read your favorite book to someone (or have them read it to you).	3 Look in a book. Describe a picture.	4 Describe the steps to make a cake.	5 What is the past tense of these words: <i>open, jump, and close</i> ? Use each in a sentence.	6 Make a sentence that contains both of these words: <i>zoo, lion</i>	7 Describe a table. Tell everything you can think of that describes a table.
8 Name three things that have seeds.	9 Find a book about spring. What was your favorite part?	10 Draw a picture. Describe your picture to someone.	11 Describe the steps to make chocolate milk.	12 What is the past tense of these words: <i>run, drink, and eat</i> ? Use each in a sentence.	13 Make a sentence that contains both of these words: <i>sky, clouds</i>	14 Describe pizza. Tell everything you can think of that describes pizza.
15 Name three things that have four legs.	16 Tell someone all the things you want to do this spring.	17 Draw a picture of your favorite place. Describe it to someone.	18 Describe the steps to make a sandwich.	19 What is the past tense of these words: <i>sit, write, and draw</i> ? Use each in a sentence.	20 Make a sentence that contains both of these words: <i>crayon, marker</i>	21 Describe a car. Tell everything you can think of that describes a car.
22 Name three things you can drive.	23 Make a sentence that contains both of these words: <i>cake, ice cream</i>	24 Describe a dog. Tell everything you can think of that describes a dog.	25 Today is Wednesday. What was yesterday? What will tomorrow be?	26 Name three things that have wings.	27 Describe the steps to brush your teeth.	28 What is the past tense of these words: <i>play, watch, and talk</i> ? Use each in a sentence.
29 Describe a tree. Tell everything you can think of that describes a tree.	30 Read a book to someone. What was your favorite part of the book?	31 Today is the last day of March. What is next month?				