



Please see the standards-based activities to complete with your child on the eLearning Day. Have your child complete these activities at home to count as attendance for the day we would have spent at school.

Child's Name: _____ Teacher: _____

Prekindergarten English Language Arts Activities: Please complete 3 out of 7 activities listed. Check the items as your child completes them.

I Can Statements

- I can sing songs and rhymes.
- I can identify letters.
- I can read a book.
- I can draw and write.
- I can make observations.

_____ **Activity 1: Music and Movement:** Listen to and discuss these alphabet songs.

The Alphabet Song	Hip Hop to the Alphabet
https://www.youtube.com/watch?v=yseWMJS8IHw	https://www.youtube.com/watch?v=fdrudcVc0rM

_____ **Activity 2: Alphabet Knowledge:** Talk about the letters that are in your child's name. Encourage them to identify the letter and sound it makes. Encourage them to find or name 3 things that have the same beginning sound as their name.

_____ **Activity 3: Reading:** Read and discuss Leaf Man by Lois Ehlert using this link or select a book from your child's library:

<https://www.youtube.com/watch?v=YvAK2hxNFrY>. Be sure to talk about the pictures.

_____ **Activity 4: Art:** Look outside and draw a picture of something that grows. Be sure to write about your picture.

_____ **Activity 5: Weather Watch:** Observe and discuss the weather and how it relates to the clothing your child is wearing for outdoor play.

_____ **Activity 6: Sky Write:** Lay on the ground and pick a letter card and write it in the sky.

_____ **Activity 7: Nature Walk:** Take a nature walk in your yard or neighborhood. Write, draw, or talk about what was seen, on the walk

SC Early Learning Standards

- ⇒ Repeat familiar songs, chants, or rhymes. LDC-7p
- ⇒ Show an interest in books, other print, and reading related activities. LDC-8k
- ⇒ Recognize and name many letters of the alphabet, especially those in their own name and in the names of others who are important to them. LDC-12g
- ⇒ Notice and react to the natural world and the outdoor environment. CD-10l
- ⇒ Represent thoughts and ideas in drawings and by writing letters or letter-like forms. LDC-13f

Prekindergarten Mathematics Activities: Please complete 3 out of 5 activities listed. Check the items as your child completes them.

I Can Statements

- I can sing songs and rhymes.
- I can create a graph.
- I can create a pattern.
- I can count objects.
- I can recognize numerals up to 10.
- I can identify shapes.

_____ **Activity 1: Music and Movement:** Recite and discuss these nursery rhymes.

One Two Buckle My Shoe	Hickory, Dickory, Dock.
One, two, Buckle my shoe, Three, four, Shut the door,	The mouse ran up the clock. The clock struck one,

Five, six, Pick up sticks,
Seven, eight, Lay them straight,
Nine, ten, A big fat hen,

The mouse ran down,
Hickory, dickory, dock.

_____ **Activity 2: Create a Graph:** Create a graph showing your family's favorite foods.

_____ **Activity 3: Create a Pattern:** Find three of your favorite snacks. Make patterns with them.

_____ **Activity 4: Five Frame Concentration:** Play Five Frame Concentration using the five frames and numeral cards. Cut out the cards and then shuffle them. Lay them down on the table. Take turns to turn over two cards, one at a time, and say the numeral. If the two cards match, keep them. If the cards do not match, turn the face down on the table again. Keep taking turns until all matching pairs have been found.

_____ **Activity 5: Numbers:** Build numbers on a math mat. Use rocks, pomp oms, or pennies. Pick a number card, count out that many items, and place it on the math mat.

SC Early Learning Standards

- ⇒ Rote count to 20 with increasing accuracy. MTE-1s
- ⇒ Count up to 10 objects in a variety of ways (for example, left to right, right to left, in stacks, etc.). MTE-1t
- ⇒ Count up to 10 objects arranged in a line using one-to-one correspondence with increasing accuracy, and answer the question "How many are there?" MTE-1u
- ⇒ Recognize numerals up to 10 and attempt to write them or number-like forms during play and daily activities. MTE-1v
- ⇒ Show beginning abilities to create simple repeating patterns. MTE-3j
- ⇒ Identify basic 2- and 3-dimensional shapes (square, circle, triangle) in the environment. MTE-4n
- ⇒ Use drawing, writing, and concrete materials to represent and communicate a variety of mathematical ideas (draw shapes to represent pattern; stack different-colored blocks to represent classmates' answers to a survey question). MTE-6e

My child has completed the required learning activities during the eLearning day. This paper must be returned to your child's teacher within 5 school days of the eLearning day.

Parent's/Guardian's Signature







Date

Resources

Math

0	1	2
3	4	5

©K-5MathTeachingResources.com

Additional Online Resources: (some websites may require you to create an account)

BookFlix is a resource that can be used to find books to read with your child. It can be accessed through the district homepage. From the homepage, go to Resource Center and then Student Resources and click on the link for BookFlix.

www.scholastic.com/learnathome

www.storylineonline.net

www.starfall.com

www.gonoodle.com

www.abcya.com


www.ixl.com

YouTube videos:

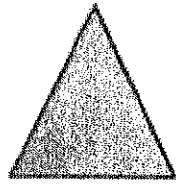
Jack Hartman
Cosmic Yoga




Shapes Chart




Circle




Triangle




Square



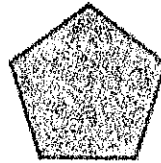
Star



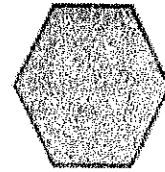
Moon




Rectangle




Pentagon




Hexagon




Octagon



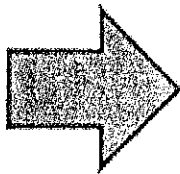
Diamond
(Rhombus)




Cross



Trapezoid




Arrow



Oval



Heart



Parallelogram

POCKET OF PRESCHOOL

Math Mat

POCKET OF PRESCHOOL

Math Mat

POCKET OF PRESCHOOL

Math Mat