



Please see the standards-based activities to complete with your child on the eLearning Day. Have your child complete these activities at home to count as attendance for the day we would have spent at school.

Child's Name: \_\_\_\_\_ Teacher: \_\_\_\_\_

**Prekindergarten English Language Arts Activities:** Please complete 3 out of 6 activities listed. Check the items as your child completes them.

**I Can Statements**

- I can sing songs and rhymes.
- I can identify letters.
- I can read a book.
- I can write.
- I can make observations.

\_\_\_\_\_ **Activity 1: Music and Movement:** Listen to and discuss these songs about nature all around us.

Farmer Plants the Seeds	The Planting Song
<a href="https://www.youtube.com/watch?v=cRhGOdqWll0">https://www.youtube.com/watch?v=cRhGOdqWll0</a>	<a href="https://www.youtube.com/watch?v=a44NFSiln54">https://www.youtube.com/watch?v=a44NFSiln54</a>

\_\_\_\_\_ **Activity 2: Letter Search:** Allow your child to select a book. Then go on a letter search using the book. See how many letters that your child knows. Be sure to focus on the letters that are in your child's name as well as other family member's names.

\_\_\_\_\_ **Activity 3: Reading** Read Planting a Rainbow by Lois Ehlert using this link or select a book from your child's library: <https://www.youtube.com/watch?v=sti3PXBeVag>. Be sure to talk about the pictures.

\_\_\_\_\_ **Activity 4: Beginning Sounds:** Name items in your house and identify the beginning sounds of each. As an extension of this activity, complete the beginning sounds sheet below.

\_\_\_\_\_ **Activity 5: Weather Watch:** Observe and discuss the weather and how it relates to the clothing your child is wearing for outdoor play.

\_\_\_\_\_ **Activity 6: Sky Write:** Lay on the ground, pick a letter card and write it in the sky.

### SC Early Learning Standards

- ⇒ Repeat familiar songs, chants, or rhymes. LDC-7p
- ⇒ Show an interest in books, other print, and reading related activities. LDC-8k
- ⇒ Recognize and name many letters of the alphabet, especially those in their own name and in the names of others who are important to them. LDC-12g
- ⇒ Notice and react to the natural world and the outdoor environment. CD-10I

**Prekindergarten Mathematics Activities:** Please complete 3 out of 7 activities listed. Check the items as your child completes them.

### I Can Statements

I can sing songs and rhymes.

I can count to 20.

I can count objects.

I can recognize numerals up to 10.

\_\_\_\_\_ **Activity 1: Music and Movement:** Listen to and discuss these songs about nature all around us.

Let's Learn Our Numbers	Count to 20 and Workout
<a href="https://www.youtube.com/watch?v=pzmB0GoEKkA">https://www.youtube.com/watch?v=pzmB0GoEKkA</a>	<a href="https://www.youtube.com/watch?v=MVzXKfr6e">https://www.youtube.com/watch?v=MVzXKfr6e</a>

\_\_\_\_\_ **Activity 2: Counting Objects:** Have your child to gather 10 household objects. Assist your child if necessary. Place the objects in different positions (straight line, curved line, etc.) and have your child to count them.

\_\_\_\_\_ **Activity 3: Reading:** Read *Counting in the Garden* by Kim Parker using this link or select a book from your child's library: <https://www.youtube.com/watch?v=SgCIYBfNNII>. Be sure to talk about the pictures.

\_\_\_\_\_ **Activity 4: Number Match:** Using the number chart below, cut the numbers apart and play number match. Turn all of the numbers over and have your child to flip over 2 cards at a time. He/She will need to identify the numbers that they turned over. If the numbers match, he/she takes another turn. If not the same, you (the parent) will select 2 cards and repeat the same process. Continue until all cards have been selected.

\_\_\_\_\_ **Activity 5: Number Walk:** Take a walk in your neighborhood. Talk about the numbers that you observe and their location. Write down the numbers when you return home.

\_\_\_\_\_ **Activity 6: Sort/Classify:** Find 10 rocks. Sort the rocks by size. Sort the rocks by color.

\_\_\_\_\_ **Activity 7: Shapes:** Make shapes with sticks (real sticks, popsicle sticks, or toothpicks).

**SC Early Learning Standards**

- ⇒ Rote count to 20 with increasing accuracy. MTE-1s
- ⇒ Count up to 10 objects in a variety of ways (for example, left to right, right to left, in stacks, etc.). MTE-1t
- ⇒ Count up to 10 objects arranged in a line using one-to-one correspondence with increasing accuracy, and answer the question "How many are there?" MTE-1u
- ⇒ Recognize numerals up to 10 and attempt to write them or number-like forms during play and daily activities. MTE-1v

**My child has completed the required learning activities during the eLearning day. This paper must be returned to your child's teacher within 5 school days of the eLearning day.**








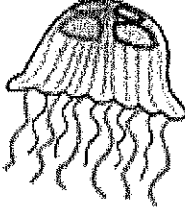



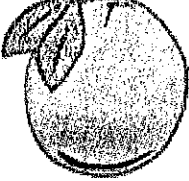








\_\_\_\_\_  
**Parent's/Guardian's Signature**

\_\_\_\_\_  
**Date**





# Alphabet Chart

					
apple	bee	car	dog	egg	fish
					
gorilla	hat	igloo	jellyfish	key	lion
					
monkey	newspaper	orange	pig	quilt	robot
					
sun	tree	umbrella	van	watermelon	as in box
					
yellow	zebra				



Math

<b>Numerals</b>	<b>0</b>
<b>1</b>	<b>2</b>
<b>3</b>	<b>4</b>
<b>5</b>	<b>6</b>
<b>7</b>	<b>8</b>
<b>9</b>	<b>10</b>



<b>Numerals</b>	<b>0</b>
<b>1</b>	<b>2</b>
<b>3</b>	<b>4</b>
<b>5</b>	<b>6</b>
<b>7</b>	<b>8</b>
<b>9</b>	<b>10</b>




# Clifford's Literacy Page

## Beginning Sounds



1




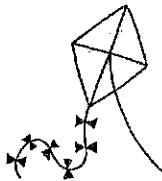

2



3



4



### For Parents

#### Beginning Sounds

Talk with your child about the beginning sounds of words. Discuss a familiar word, such as their own first name, and try to identify the beginning sound. When you have done this, try to identify the beginning sounds of other simple words. When your child is comfortable with this, begin the activity.

Help your child name the objects pictured in row one, listening for the beginning sounds of the words. Say the words with your child to help him or her identify the words that start with the same sound. The ability to identify initial sounds, a basic component of phonemic awareness, is a good predictor of future reading success.

Teacher: Houghton Mifflin Harcourt Publishing Company grants you permission to reproduce this page.  
© 2002 by Scholastic Inc. All rights reserved. Reprinted by permission.



Additional Online Resources: (some websites may require you to create an account)

BookFlix is a resource that can be used to find books to read with your child. It can be accessed through the district homepage. From the homepage, go to Resource Center and then Student Resources and click on the link for BookFlix.

[www.scholastic.com/learnathome](http://www.scholastic.com/learnathome)

[www.storylineonline.net](http://www.storylineonline.net)

[www.starfall.com](http://www.starfall.com)

[www.gonoodle.com](http://www.gonoodle.com)

[www.abcya.com](http://www.abcya.com)

[www.ixl.com](http://www.ixl.com)

YouTube videos:

Jack Hartman  
Cosmic Yoga

---