


Steps for Remote Circulation

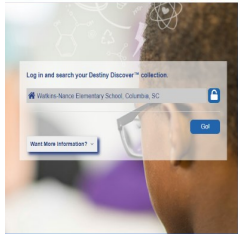


This colorful info-graphic will help you navigate our library's circulation remotely. This includes how to log-on to our online catalog, place a book on hold, and navigate our curbside library.



Follett Destiny

Start from the Richland One homepage and click on the "Resource Center" tab. Select "Student Resources" and choose the Destiny Discover icon.



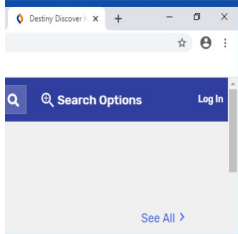
Destiny Discover

Choose our State, South Carolina

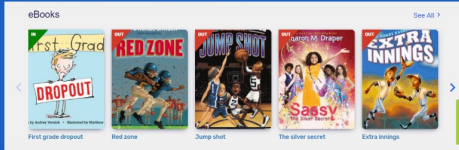
Type in our school's name "Watkins-Nance"

Log in with your username and password

Your username is your student ID (12345)
Password is your birthday (MMDDYY)



Keep an eye out for new eBooks as we continue virtual learning. You can read these from home!



Placing a book on hold

Click on "Hold" in the bottom right corner of the book.

When you click on your name, it will show you have a hold. Click on "Holds". This will show you all of the holds you have.



Curbside Library

Once a book is placed on hold, I will check out the book to you. If the book you would like to read is unavailable, request a hold anyway! I'll check it out to you once it is available.

Please request your holds by Monday at 2PM, You may pick up your library books curbside on Thursdays between 11AM and 12 PM or between 2:30PM and 3:30PM.

Bring back your borrowed library books to check out something new and please wear a mask!



Together, we can!

Please email me (Sarah.Earle@Richlandone.org) or chat with me via TEAMS if you have any questions or issues accessing Destiny Discover!