

Week _____


Student Name _____

Day One	Parent Initials
Language	
Math	
Sensorial	
Cultural	
Practical Life	
Read for 20 minutes	
Other _____	
Day Two	Parent Initials
Language	
Math	
Sensorial	
Cultural	
Practical Life	
Read for 20 minutes	
Other _____	
Day Three	Parent Initials
Language	
Math	
Sensorial	
Cultural	
Practical Life	
Read for 20 minutes	
Other _____	
Day Four	Parent Initials
Language	
Math	
Sensorial	
Cultural	
Practical Life	
Read for 20 minutes	
Other _____	
Day Five	Parent Initials
Language	
Math	
Sensorial	
Cultural	
Practical Life	
Read for 20 minutes	
Other _____	

Parent Signature _____

Montessori Day 1-3K, 4K, 5K

Language



A wooden box containing several red and blue cards with letters. Three cards are shown outside the box: a blue card with the letter 'a', a red card with the letter 'q', and a red card with the letter 'w'.

Watch and listen to the story *Cloulette*, <https://www.youtube.com/watch?v=cmTi-oleKd4> Recall the details of the story. What happened at the beginning (*Cloulette* thought she was too small to do anything), the middle (she got blown away from her home) and the end (she realized she could do things.)

Reading Comprehension:

3K – have your tell you their favorite part of the story. Together, draw out the scene.

4K – have your child draw their favorite part of the story and then dictate their response about the story.

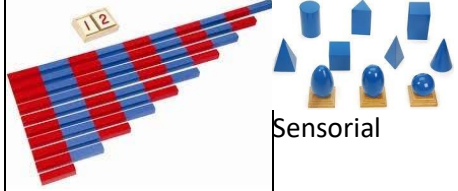
5K – have your child draw their favorite part and answer on their own – “My favorite part was when _____.”

Oral Language/ Sound Work/ Building Words:

3k, 4K– play a rhyming word game with your child. Find things around the room and have your child say words that rhyme with the object.

5K – choose a word family (example – at, -ip, etc.) - Write the letters of the alphabet from a – z. using only the consonants (b,c,d,f,g,h,j,k,l,m,n,p,q,r,s,t,v,w,y,z) create words and separate between real and nonsense words.

Math



A number line with red and blue segments, a small card with the number 112, and several geometric shapes (triangles, squares, circles) on wooden bases.

Counting/Number Sense/ Addition:

3k, 4k, 5k – Count orally by 10’s , 5’s, and 1’s to 100. Create a simple beat to count with.

3K – Find 10 of the same objects. Have your child count the objects. How many ways can they sort in to different group?.

4K- Find 55 of the same objects (beans, pennies, rocks, etc.) Write the numbers 0 – 10 on the top of a sheet of paper. Have students place the correct number of objects under each number.

5K – Find 10 of the same objects. Create two different groups and write down each time (i.e., $3 + 7 = 10$, $4 + 6 = 10$) How many different groupings did you form?

Shapes:

3K and 4K – Draw out the following shapes: square, rectangle, triangle, hexagon (6 sides), circle and oval. Have your student construct the shape using toothpicks and string.

5K – Have your student draw out the shapes listed above. Then have them construct them from toothpicks, straws, etc. use string to make the circle and oval.

3K, 4K, 5K -Create a picture using only shapes.



Cultural

Science:

Weather: <https://www.youtube.com/watch?v=Uo8lbeVVb4M>

Watch the above video about observing weather.
Go outside and observe the type of weather that you see and feel. Is it hot? Is it cold?
Start a weather observation sheet/journal. Draw a weather symbol for the type of weather you see on each day. Record how the air feels – is it hot, cold, or warm?
5K – Look up the weather report for the day. Compare your results with the meteorologist.

Social Studies:

Tomorrow is Saint Patrick's Day! Create a shamrock using heart shapes.




Practical Life

Food Prep:

3K – Get two bowls and fill one with cereal or beans or other dry ingredients. Practice spooning exercises by moving from left to right. Change the size of your spoon, does it make a difference?

4k, 5K Help your family prepare the meals for the day. Help set the table, fill glasses, and help clean up too!

Montessori Day 2-3K, 4K, 5K

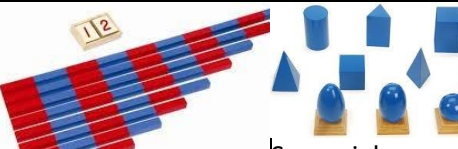


Language

Watch and listen to the story Gilberto and the Wind <https://www.youtube.com/watch?v=PVXqELJOPoE> .
Recall details of the story. Discuss what happened at **the beginning** of the story (Gilberto hears the wind), **the middle** (different things the wind did), and **the end** (the wind stops blowing and they lie down to rest.)

Reading Comprehension:
3K – Ask your child what they would do if they were outside playing in the wind. Create a list of things you could do in the wind.
4K – Have your child draw what they would do in the wind. Dictate what they say they would do.
5K – Have your child draw an activity they would do in the wind and answer on their own – “On a windy day I would _____.”

Oral Language/ Sound Work/ Building Words:
3k, 4K– Sing the alphabet song. Find things, or think of things that start with different letters of the alphabet.
5K – Choose a different word family (example – at, -ip, etc.) - Write the letters of the alphabet from a – z. using only the consonants (b,c,d,f,g,h,j,k,l,m,n,p,q,r,s,t,v,w,y,z) create words and separate between real and nonsense words.




Math

Sensorial

Counting/Measurement/ Geometry:
3k, 4k, 5k – Count orally by 10’s, 5’s, and 1’s to 100. Create a simple beat to count with.

3K, 4K – Find 10 different objects of varying lengths. Place in order from shortest to tallest.
4K – Take a piece of paper and cut/tear strip of paper. Create different lengths and put them in order from tallest to shortest.
5K – Take a piece of paper and cut or tear 10 different lengths. Place in order from longest to shortest. Take the pieces and tape or glue them together to form one straight line. Take another piece of paper and cut/tear 10 more lengths. Put those together in one straight line. Compare the two lengths. Is one shorter or longer than the other?

Shapes:
3K ,4K, 5K – Draw two of each shape on to square pieces of paper. (square, rectangle, oval, circle, hexagon (6 sides), and triangle) Have your students match the shapes. Turn the cards over and play Concentration – turning over and remembering where the match was hidden.



Cultural

Science:

Weather: <https://www.youtube.com/watch?v=DigBbR3FeP8>

Watch the above video about clouds. (Cirrus, cumulus, and stratus)

Go outside and observe the types of clouds you see. Draw a picture of the types of cloud that you see.

5K – Create a cloud book by drawing pictures of the three main types of clouds. Label each type of cloud.

Social Studies:

Saint Patrick was a real person who did kind things for others. Today make sure that you do something kind for someone in your family.



Practical Life

Food Prep:


Learn a chore that you can help the family with today.

3K – Get two bowls and fill one with water. Practice spooning exercises by moving from left to right. Change the size of your spoon, does it make a difference?

4k, 5K - Help your family prepare the meal. Set the table, fill glasses, or help prep the meal. Make sure to help with clean up too!

Montessori Day 3 -3K, 4K, 5K

Language



A wooden box containing several red and blue cards with letters. Three cards are placed on the surface: a blue card with the letter 'a', a red card with the letter 'q', and a red card with the letter 'w'.


Watch and listen to the story In Like a Lion Out like a Lamb <https://www.youtube.com/watch?v=xgOaV9I2Weg> .

Recall details of the story. Talk about what the Lion was like. Talk about what the Lamb was like. Compare the Lion to the end of winter and the Lamb to the beginning of spring.

Reading Comprehension:
Ask your child if they are more like the lion or the lamb.
3K – Have them act out which one they are like.
4K – Have them act out which one they are like, and then let them draw a picture of themselves in the season they prefer – winter or spring.
5K – Act out which one they are more like, write out the reasons why they are like the lion or the lamb. “I am like a _____ because _____.”

Oral Language/ Sound Work/ Building Words:
3k – Find things/or think of things that begin with the first letter of your name. Make a list.
4K– Walk around the house and find things that go together (toothbrush and toothpaste, basketball and goal, sponge and soap, etc.) Make a list of things that go together.
5K – Choose another word family (example – at, -ip, etc.) - Write the letters of the alphabet from a – z. using only the consonants (b,c,d,f,g,h,j,k,l,m,n,p,q,r,s,t,v,w,y,z) create words and separate between real and nonsense words.

Math



A number line with red and blue segments, and various geometric shapes (cylinder, cube, triangle, sphere) on a wooden base.

Sensorial

Counting/Number Sense/ Addition/ Geometry:
3k, 4k, 5k – Count orally by 10’s, 5’s, and 1’s to 100. Create a new simple beat to count with.

3K – Find 15 of the same object (pennies, beans, etc.) Write out the numbers 0 -5. Place the correct number of objects under each numeral.
4K – Find 5 of the same objects. How many different ways can you group them in to two sets? (Put 1 in one group and 4 in the other, etc.) Make as many as you can!
5K – Find 100 of the same objects (rocks, beans, pennies, etc.). Put them into groups of 10 and count by 10s. Record the groups that you create and write out the numbers. Put them in to groups of 5 and count by 5s. Record the groups that you made and write out the numbers beside each group. Put them in to groups of 2 and count by 2’s (don’t record these just count!)

Shapes:
3K ,4K, 5K – Cut out two different shapes (square, circle, triangle, or rectangle) Using the two shapes, create a picture by tracing the shapes. Turn or slide the shapes around the paper.



Cultural

Science: Don't forget to record in your weather journal!

Weather: <https://www.youtube.com/watch?v=kSlq08dm89l>

Watch the above video about fog. Create your own fog observation at home. You will need a glass jar, some aluminum foil, ice, and hot water from the sink. Take the aluminum foil and make a "lid" for the jar that sinks in just a little bit so that ice can sit in it. Remove the foil and pour hot water into the bottom of the jar. Place the aluminum foil lid back on and place ice cubes in the "lid." Observe what happens inside the jar.

Social Studies:

Saint Patrick was from the country Ireland on the continent of Europe. Ireland is an island, a body of land surrounded by water. Find a topographic map of Ireland on the computer. Can you see any other landforms? (rivers, mountains, oceans, lakes)



Practical Life


Food Prep:

Learn a chore that you can help the family with today.

3K – Give your student hand towels to fold. Fold two times into a square.

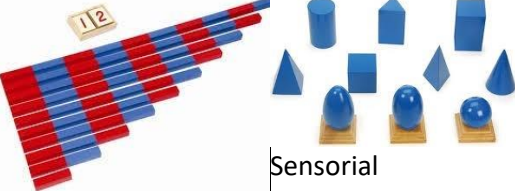
4k, 5K - Help your family prepare the meal. Set the table, fill glasses, or help prep the meal. Make sure to help with clean up too!

Montessori Day 4 -3K, 4K, 5K



Language

Watch and listen to the story The Weather
Girls <https://www.youtube.com/watch?v=N63kBjks700> .
Recall details of the story. Where did the girls go in each season?
Reading Comprehension:
Ask your child to name a friend they would play with and in which season. What would they do?
3K,4k, 5K – Listen for the response.
Oral Language/ Sound Work/ Sight Words:
3k – Find things, or name things that have a certain color (**red, orange, yellow, green, blue, purple, gray, black, brown, white, pink.**)
4K–(See 3K) Make a list of the things that you find.
5K – (See 3k) Create simple sentences using the color words. (Ex. I see a red bird. I see an orange hat, etc.)



Math

Sensorial

Counting/Number Sense/ Addition/ Geometry:
3k, 4k, 5k – Count orally by 10’s, 5’s, and 1’s to 100. Create a new simple beat to count with.
3K – Find 20 of the same object (pennies, beans, etc.) Write out the numbers 1 – 20 on a sheet of paper. Place one object on each number as they count.
4K – Find 20 of the same objects. Write the numbers 0 – 10 on pieces of paper. Fold them in half. Choose a number and have your child put out that many objects. You can choose next or they can choose and make another group, do the same thing. Compare which has more. Put numbers back and do it again!
5K –(Adding Doubles) Find 20 objects. Have your child make two sets starting with 1 and 1. Add them together and record. (1 + 1= 2, next 2 + 2 = 4 , then 3 + 3= 6, and so on until they get to 10 + 10 = 20.)
Shapes:
3K ,4K, 5K – Choose two different shapes (square, circle, triangle, or rectangle) Using the two shapes, create a picture by tracing the shapes. Turn or slide the shapes around the paper.



Cultural

Science: Don't forget to record in your weather journal!

Weather: <https://www.youtube.com/watch?v=eXFe4tUCd40>

Watch the above video about seasons.

3K, 4K– Ask each family member which season is their favorite. Did anyone like the same season as you?

5K – Write the four seasons in a list on a sheet of paper.

(winter, spring, summer, fall.) Ask your family which season they like the most. Put a line by the season that they say. (Maybe you can call other friends or family members to ask them too.) Count how many lines are next to each season and write the number. Circle the one that had the most votes.

Social Studies:

Draw a simple map of your room. Use shapes like rectangles and circles to represent beds and lamps.

Squares can be end tables or chairs. Leave an opening for the door!



Practical Life

Food Prep:

Learn a new chore that you can help the family with today.

3K – Give your child the silverware to sort back in to the tray.

4k, 5K - Help your family prepare the meal. Set the table, fill glasses, or help prep the meal. Make sure to help with clean up too! Help sweep up the floor.

Montessori Day 5 -3K, 4K, 5K




Language


_____ Let your child choose their favorite book for you to read to them. Recall the details of the story. What happened at the beginning of the story, the middle, the end?

Reading Comprehension:
Create a simple puppet of the character(s) in the story. (Use socks or paper cut outs.) Let your child retell the story using the puppets.

Oral Language
3k ,4K, 5K – Play a clapping game with your child (i.e. Miss Mary Mack,
<https://www.youtube.com/watch?v=hCvH74vrOfg>)



Math




Sensorial

Counting/Number Sense/ Addition/ Geometry:
3k, 4k, 5K – Count orally by 10’s, 5’s, and 1’s to 100. Create a new simple beat to count with.

3K – Number Hunt – call out a number from 0 – 10. Have them bring you that many of something, count it together. Return the objects and then call out another number!

4K – Write the numbers 0 – 10 on pieces of paper. Fold them in half. Choose a number and have your child look at the number and then bring you that many objects. Count the objects and then return. Choose another number until all numbers have been used!

5K – Find 25 objects (pennies, beans, rocks, legos, etc.) write the numbers 1 – 9 on slips of paper and fold in half. Let them choose a number and put out that many objects. You choose a number and do the same. Each person does it a second time. Count how many objects you have and compare which is greater than or less than, or is it the same.



Shapes:

3K ,4K, 5K – Use the triangle cutout to make a hexagon. Trace it on to a piece of paper.



Cultural

Science: Don't forget to record in your weather journal!

Weather: https://www.youtube.com/watch?v=fEiVi9TB_RQ

Watch the above video about thunder and lightning. 3K, 4K, 5K– Talk about ways to stay safe (stay inside, move away from the window) Create a list of items you might need in case the power goes out. (Maybe you can gather the supplies and put them in a container to prepare in advance!)

Social Studies:

Help your child to memorize their address, phone number, and your names.



Practical Life

Food Prep:

Learn a new chore that you can help the family with today.

3K, 4k, 5K – Find a recipe to make with your child. Let them help stir and measure.