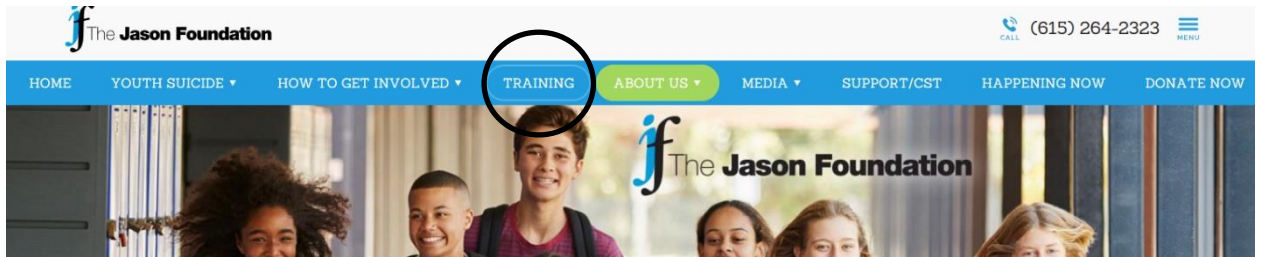
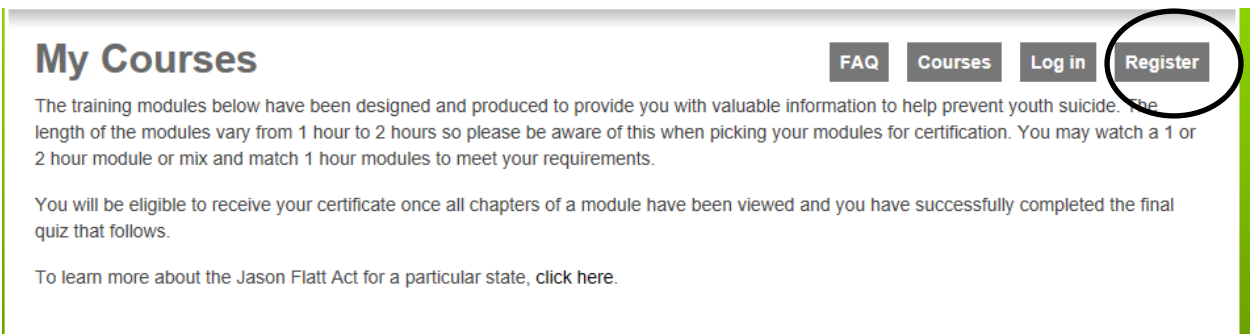


How to Complete the Jason Flatt Requirement

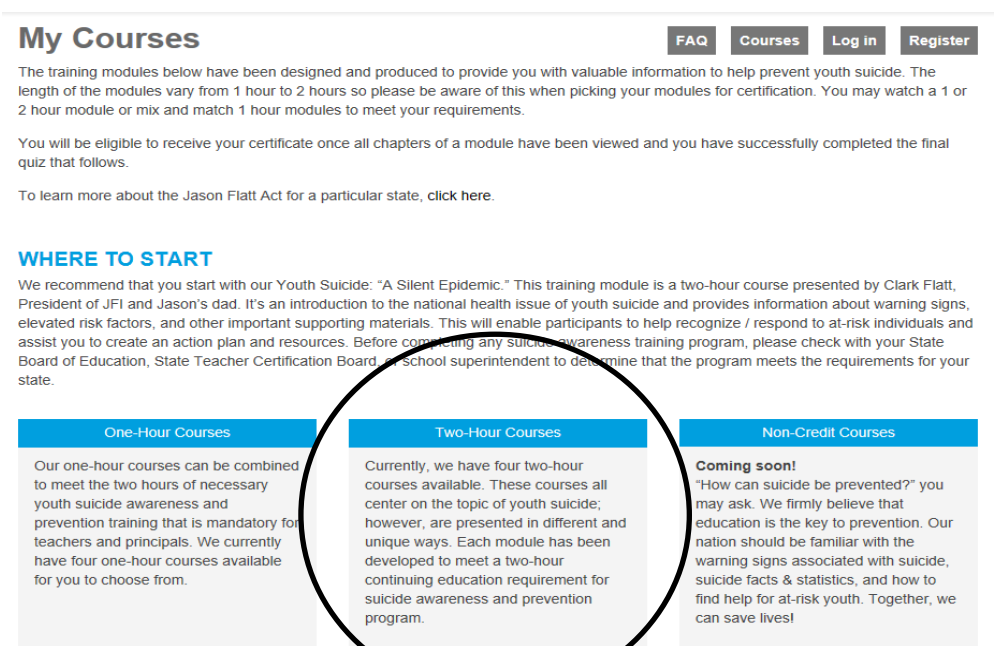
1. Go to <http://jasonfoundation.com/about-us/jason-flatt-act/>
2. Click on Training



3. Click on Register and create an account.



4. Click on Two Hour Courses



5. It is recommended that you complete the Youth Suicide: “A Silent Epidemic” module. Click on View Course and follow the directions.

My Courses

[FAQ](#)[My Courses](#)[My Profile](#)[Certificates](#)[Log Out](#)

The training modules below have been designed and produced to provide you with valuable information to help prevent youth suicide. The length of the modules vary from 1 hour to 2 hours so please be aware of this when picking your modules for certification. You may watch a 1 or 2 hour module or mix and match 1 hour modules to meet your requirements.

You will be eligible to receive your certificate once all chapters of a module have been viewed and you have successfully completed the final quiz that follows.

[One-Hour Courses](#)[Two-Hour Courses](#)

2 CREDIT-HOURS:

Youth Suicide: “A Silent Epidemic” (Module 5) (2 hrs)

This training module is presented by Clark Flatt, President of JFI and Jason’s dad. It’s an introduction to the national health issue of youth suicide and provides information about warning signs, elevated risk factors and other important supporting materials. This will enable participants to help recognize / respond to at-risk ... [READ MORE »](#)

[View Course](#)[Enter DVD Code](#)

6. Print a copy of your certificate when you have completed the module.

For questions regarding Jason Flatt requirements, contact Reggie Wicker at reggie.wicker@richlandone.org.