

# Richland County School District One

## 2009 Annual VIP Meeting

March 2009



# Grades 3-8 Palmetto Achievement Challenge Test (PACT)

3-8

Mandated by the Education Accountability Act (EAA) of 1998 and the federal No Child Left Behind Act (NCLBA) of 2001 as a standards-based accountability measurement of student achievement.

5yr Change  
2004-2008

## Elementary School

## Middle School

ELA

% Below Basic: **no change**  
% Proficient & Advanced: **+2%**

% Below Basic: **-3%**  
% Proficient & Advanced: **+3%**

Math

% Below Basic: **+1%**  
% Proficient & Advanced: **+5%**

% Below Basic: **-4%**  
% Proficient & Advanced: **+2%**

Science

% Below Basic: **-7%**  
% Proficient & Advanced: **+9%**


% Below Basic: **-12%**  
% Proficient & Advanced: **+11%**

Social  
Studies

% Below Basic: **-12%**  
% Proficient & Advanced: **+13%**

% Below Basic: **-7%**  
% Proficient & Advanced: **+10%**

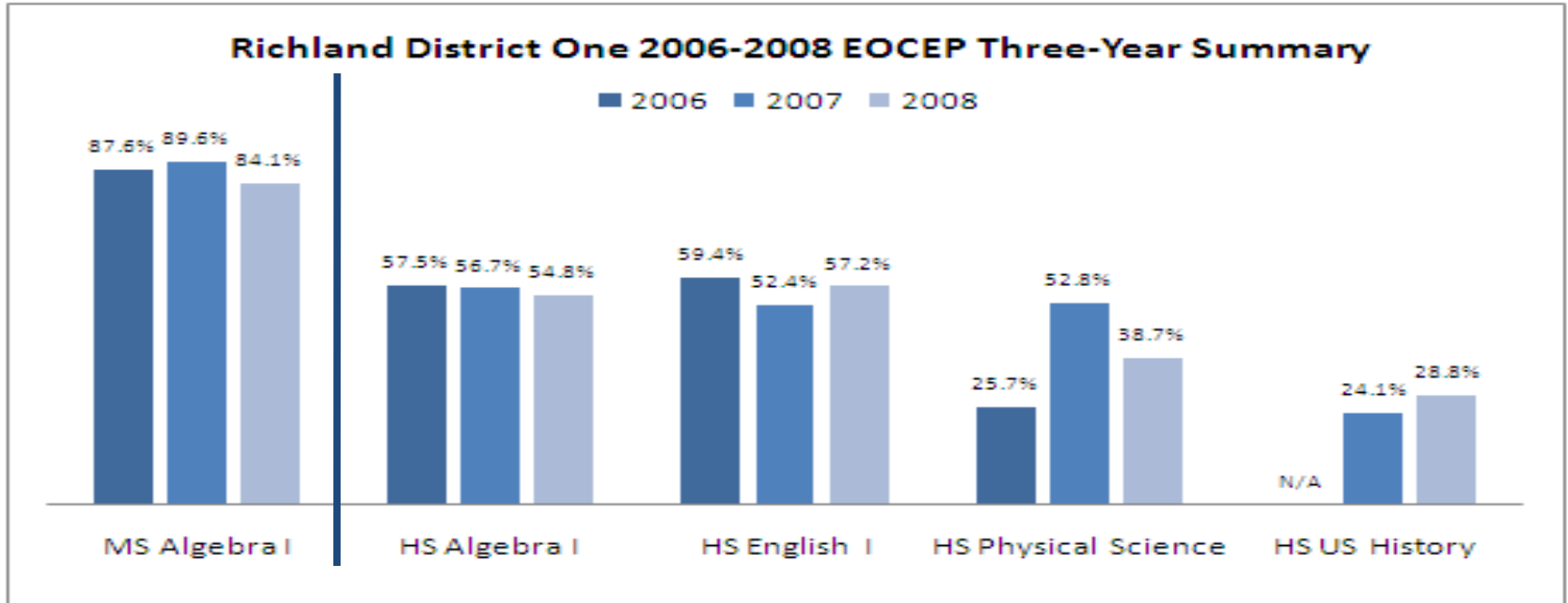
*\*Note: For below basic (BB), the desired change is negative. For proficient and advanced (PA), the desired change is positive.*



Grades  
6-12

## End-of-Course Examination Program (EOCEP)

Mandated by the Education Accountability Act (EAA) of 1998 to administer end-of-course tests in benchmark courses for Math, English, Science and Social Studies.



### 2007-08 1-Yr Change

- MS Algebra: **-5.5%**
- HS Algebra: **-1.9%**
- HS English I: **+4.8%**
- HS Physical Science: **-14.1%**
- HS US History: **+4.7%**

### 2006-08 3-Yr Change

- MS Algebra: **-3.5%**
- HS Algebra: **-2.7%**
- HS English I: **-2.2%**
- HS Physical Science: **+13.0%**
- HS US History: **N/A**

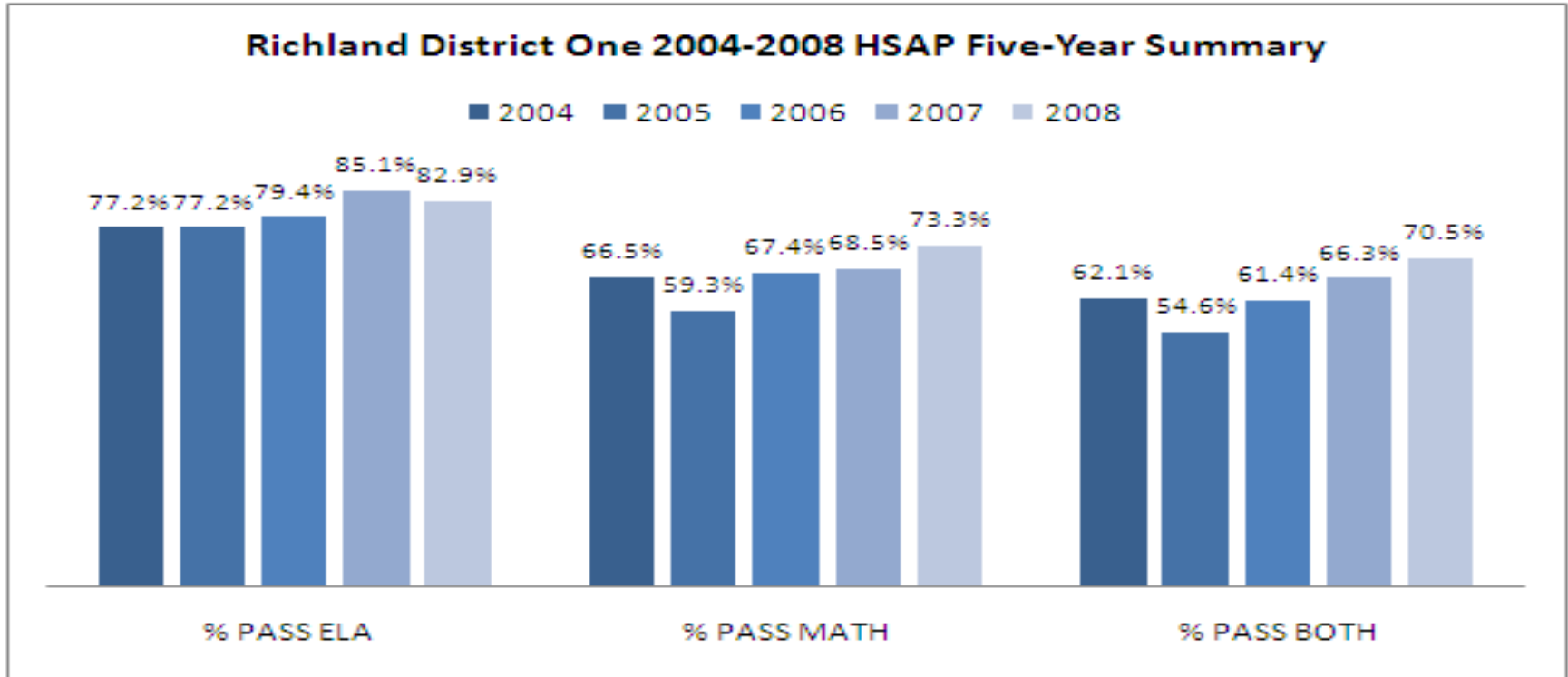
*\*Note: The desired change is positive.*



Grades  
9-12

## High School Assessment Program (HSAP)

Mandated by the EAA that each public school student pass an exit examination to receive a SC high school diploma and used for the NCLBA to measure student achievement on high school standards.



### 2007-08 1-Yr Change

- ELA: -2.2%
- Math: +4.8%
- Both ELA and Math: +4.2%

### 2004-08 5-Yr Change

- ELA: +5.7%
- Math: +6.8%
- Both ELA and Math: +8.4%

*\*Note: The desired change is positive.*

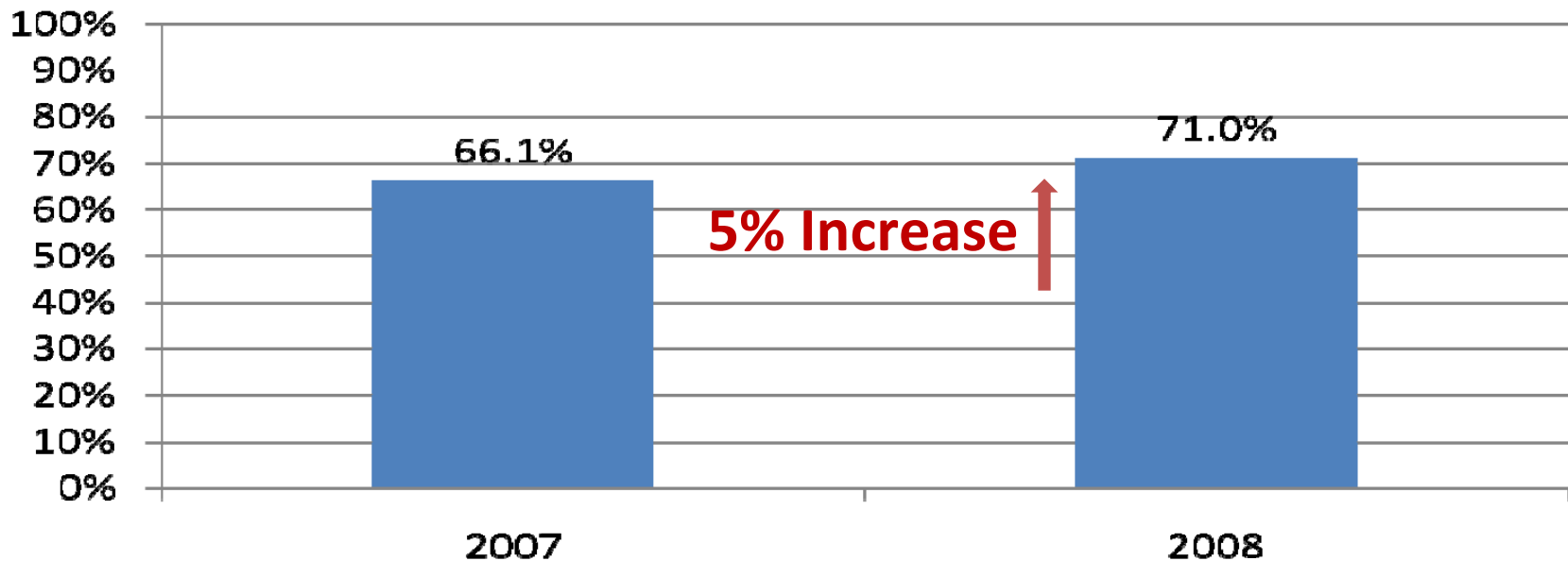


Grade  
12

## Graduation Rate

The percentage of original ninth-grade students who earn standard high school diplomas and who graduate in four years or less.

### On-Time Graduation Percentage Rate for Richland County School District One



#### FAST FACTS:

- 75% of schools have increased graduation rates in the past 5 years
- 5.1% overall district increase in the past 5 years



Grades  
3-12

## Report Card – Growth (Improvement) Rating

The progress of individually-matched student achievement scores from one year to the next.

**2008 Growth District Rating  
EXCELLENT!!!**

